The Latest Buzz with G&C Accounting

Wednesday, November 18, 2026
1:00 – 2:30 PM





Georgia Tech

Agenda

Topic	Presenter(s)
Research Updates	Josh Rosenberg
Commitment Accounting Updates	Jason Cole
Sponsored Research Accounting Updates	Glenn Campopiano
Cost Accounting Updates	Jonathon Jeffries
FY26 ASR Status & SCARVs	Andrew Chung
Training Updates	Rob Roy
Closing	Josh Rosenberg

Georgia Tech

Research Updates

Josh Rosenberg

Executive Director, Grants and Contracts

Georgia Tech

Georgia Tech Research (GTRI and RI)

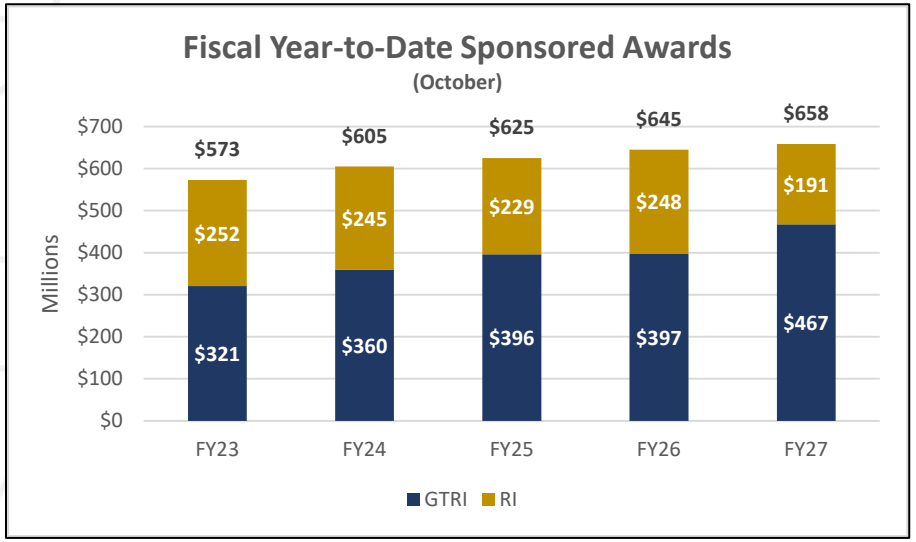

Trends:

Actuals (AWARDS):

- **FY27: $658,292,985**
- GTRI: up 17.7% and $70.2 million ($467.4 million in FY27 vs. $397.2 million in FY26)
- RI: down 22.9% and $56.7 million ($190.9 million in FY27 vs. $247.6 million in FY26)
- **GT Overall: up 2.1% and $13.5 million ($658.3 million in FY27 vs. $644.8 million in FY26)**

Note: Projections will not be incorporated into this presentation until after the first quarter.

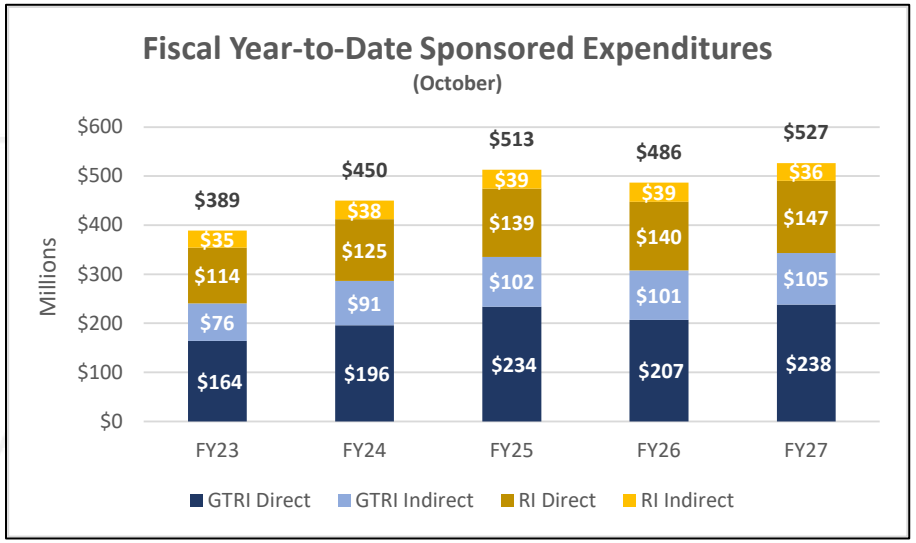

Trends:

Actuals (EXPENDITURES):

- **FY27: $526,687,315**
- GTRI: up 11.6% and $35.5 million ($343.0 million in FY27 vs. $307.5 million in FY26)
- RI: up 2.6% and $4.7 million ($183.6 million in FY27 vs. $179.0 million in FY26)
- **GT Overall: up 8.3% and $40.2 million ($526.7 million in FY27 vs. $486.5 million in FY26)**

Note: Projections will not be incorporated into this presentation until after the first quarter.

Georgia Tech

GT Awards by Unit

YTD through Period 4: October

GT AWARDS: October (FYTD)					
College/Unit	FY27		FY26		Award Amt. 27 v. 26 (% Δ)
	Amount	Counts	Amount	Counts	
College of Computing	$ 23,881,213	58	$ 26,747,376	93	-10.7%
College of Design	$ 4,698,391	26	$ 4,288,577	23	9.6%
College of Engineering	$ 88,842,314	483	$ 122,694,738	489	-27.6%
College of Lifetime Learning	$ 333,781	2	$ 808,212	5	-58.7%
College of Sciences	$ 35,143,081	125	$ 37,582,269	159	-6.5%
Ivan Allen College of Liberal Arts	$ 1,651,752	22	$ 699,431	12	136.2%
Others	$ 36,309,906	117	$ 53,646,783	135	-32.3%
Scheller College of Business	$ 78,400	1	$ 1,151,514	2	-93.2%
Total - Resident Instruction & Other	$ 190,938,837	834	$ 247,618,899	918	-22.9%
Total - GTRI	$ 467,354,148	326	$ 397,159,252	339	17.7%
Total - Georgia Tech	**$ 658,292,985**	**1160**	**$ 644,778,151**	**1257**	**2.1%**

Georgia Tech

RI Awards by Sponsor

YTD through Period 4: October

RI AWARDS: October (FYTD)						
Sponsor/Agency (Top 15 by FY27 Dollars)	**FY27**	**Portfolio %**	**FY26**	**27 v. 26 ($ Δ)**	**27 v. 26 (% Δ)**	**5 Year Avg**
National Science Foundation (NSF)	50,362,720	26%	84,130,160	(33,767,440)	-40.1%	67,166,344
Dept. of Health & Human Services	37,167,606	19%	50,560,007	(13,392,401)	-26.5%	35,162,353
Industrial Sponsors	21,936,697	11%	23,402,654	(1,465,957)	-6.3%	21,976,071
Indus Res Inst/Fdns/Soc	17,172,961	9%	10,678,504	6,494,457	60.8%	11,930,486
Coll/Univ/Res Institutes	16,792,431	9%	19,696,753	(2,904,322)	-14.7%	18,015,757
US Department of Energy	16,095,386	8%	16,806,441	(711,055)	-4.2%	23,658,893
State & Local Government	9,108,474	5%	3,447,779	5,660,695	164.2%	4,070,065
NASA	6,445,735	3%	12,190,198	(5,744,463)	-47.1%	9,086,929
Govt-Owned/Contractor Op	3,642,366	2%	4,051,592	(409,226)	-10.1%	3,643,159
Air Force	3,157,628	2%	4,270,421	(1,112,793)	-26.1%	4,627,710
US Department of War	2,989,489	2%	3,088,106	(98,617)	-3.2%	4,120,665
Army	1,801,261	1%	2,410,157	(608,896)	-25.3%	4,995,704
Navy	1,783,385	1%	5,047,540	(3,264,155)	-64.7%	6,061,680
US Department of Agriculture	1,000,000	1%	848,004	151,996	17.9%	1,395,777
US Department of Commerce	558,769	0%	3,499,406	(2,940,637)	-84.0%	10,792,585
Total - Resident Instruction (RI) & Other	**190,938,837**	**100%**	**247,618,899**	**(56,680,061)**	**-22.9%**	**232,792,774**

AWARDS (RI & OTHER)		
Fiscal Yr.	**YTD (Oct.)**	**Full Year**
FY27	$ 190,938,837	
FY26	$ 247,618,899	$ 491,432,065
FY25	$ 228,880,044	$ 506,817,108
FY24	$ 245,163,264	$ 496,349,867
FY23	$ 251,865,657	$ 512,798,650

Georgia Tech

GT Expenditures by Unit

YTD through Period 4: October

GT EXPENDITURES: October (FYTD)			
College/Unit	**FY27**	**FY26**	**27 v. 26 (% Δ)**
College of Computing	$ 33,214,347	$ 13,397,970	147.9%
College of Design	$ 2,270,822	$ 3,089,786	-26.5%
College of Engineering	$ 92,533,055	$ 99,496,235	-7.0%
College of Lifetime Learning	$ 417,347	$ -	
College of Sciences	$ 22,623,536	$ 24,827,051	-8.9%
Ivan Allen College of Liberal Arts	$ 1,810,711	$ 2,652,540	-31.7%
Others	$ 30,632,229	$ 35,318,842	-13.3%
Scheller College of Business	$ 136,145	$ 190,060	-28.4%
Total - Resident Instruction (RI) & Other	$ 183,638,191	$ 178,972,484	2.6%
Total - GTRI	$ 343,049,124	$ 307,512,398	11.6%
Total - Georgia Tech	**$ 526,687,315**	**$ 486,484,882**	**8.3%**

Georgia Tech

RI Expenditures by Object Class

YTD through Period 4: October

RI EXPENDITURES: October (FYTD)			
Object Class	**FY27**	**FY26**	**27 v. 26 (% Δ)**
Salaries and Wages	$ 46,624,083	$ 50,889,985	-8.4%
Subcontracts	$ 28,374,407	$ 30,777,004	-7.8%
Other Direct Costs	$ 17,960,118	$ 18,969,606	-5.3%
Fringe Benefits	$ 10,061,231	$ 10,874,637	-7.5%
Materials & Supplies	$ 9,798,938	$ 9,212,918	6.4%
Tuition Remission	$ 8,755,538	$ 9,722,991	-10.0%
Equipment	$ 22,649,407	$ 6,204,298	265.1%
Domestic Travel	$ 1,846,818	$ 1,955,434	-5.6%
Foreign Travel	$ 1,055,977	$ 1,046,845	0.9%
High Performance Computing	$ 160,978	$ 45,510	253.7%
Unallocated/Blank Object Class	$ 49,015	$ 514,589	-90.5%
Direct Cost Total	$ 147,336,511	$ 140,213,817	5.1%
Indirect Cost (IDC) Total	$ 36,301,681	$ 38,758,667	-6.3%
Total - Resident Instruction (RI) & Other	**$ 183,638,191**	**$ 178,972,484**	**2.6%**

EXPENDITURES - Direct (RI & OTHER)		
Fiscal Yr.	**YTD (Oct.)**	**Full Year**
FY27	$ 147,336,511	
FY26	$ 140,213,817	$ 371,394,588
FY25	$ 138,857,091	$ 394,941,370
FY24	$ 125,375,165	$ 371,624,622
FY23	$ 113,866,278	$ 337,688,551

EXPENDITURES - Indirect (RI & OTHER)		
Fiscal Yr.	**YTD (Oct.)**	**Full Year**
FY27	$ 36,301,681	
FY26	$ 38,758,667	$ 109,320,694
FY25	$ 38,615,804	$ 114,321,417
FY24	$ 38,101,145	$ 111,102,607
FY23	$ 34,775,970	$ 103,856,777

Georgia Tech

RI Sponsored Programs

GRANTS & CONTRACTS METRICS FY26 – FY27 (YTD through Period 4: October)

INVOICING

Invoicing YTD FY2026 vs. FY2027 (thru October)

Invoice Types	FY27 (Oct. YTD)	Monthly FY27 Average	FY26 (Oct. YTD)
G&C GIT Standard Certification Required	1,391,173	$ 347,793	$ 957,550
G&C GTRC Custom Certification Required	457,153	$ 114,288	$ 583,323
G&C GTRC Standard Certification Required	51,196,453	$ 12,799,113	$ 51,624,377
G&C In House	12,285,671	$ 3,071,418	$ 9,315,586
G&C LOC Draw	85,714,500	$ 21,428,625	$ 81,298,323
G&C SF1034	2,942,735	$ 735,684	$ 4,994,745
G&C SF270	13,634,722	$ 3,408,681	$ 19,523,362
Bursar Billed	11,511,437	$ 2,877,859	$ 11,294,457
Grand Total	**$179,133,844**	**$ 44,783,461**	**$ 179,591,723**
Raw Invoice Counts	**4,614**	**1,154**	**5,632**

Year over Year Invoicing Change	Dollars	Invoice Counts
YTD change in FY27 over FY26	$ (457,879)	(1,018)
YTD percentage change	-0.3%	-18.1%

FINANCIAL REPORTS

Financial Reports YTD FY2026 vs. FY2027 (thru October)

Report Types	FY27 (Oct. YTD)	FY26 (Oct. YTD)
Annual Financial Report	31	29
Final Financial Report	63	73
Monthly Financial Report	-	15
Quarterly Financial Report	177	191
Milestone (Event Based)/Revised	-	-
Semi-Annual Financial Report	86	77
TOTALS	**357**	**385**

Year over Year Reporting Change	Report Counts
YTD change in FY27 over FY26	(28)
YTD percentage change	-7.3%

Through October					
G&C ANALYST TEAM: JOURNALS	**FY27**	**% of Total**	**FY26**	**% of Total**	**% Chg FY**
Journals (Total)	418		555		-25%
Appropriate Grants Management	365	87%	455	82%	
"Red Flag" Grants Management	53	13%	100	18%	

Appropriate Grants Management: F&A adjustments, accounting adjustments, in-kind cost sharing, month-end entries, audit, blank object class, tuition correction, equipment entries.

"Red Flag" Grants Management: Primarily prior year Salary and Planning Distribution (SPD) transfers, past term/overages.

Other Stats:

- Independent of journal activity through October, the analyst team managed: 419 award initiations, 763 award modifications, 1,736 award corrections, 535 closeouts, and 173 service now tickets.

Georgia Tech

RI Sponsored Programs

RESIDENT INSTRUCTION (RI) AWARD DOLLARS BY DEPARTMENT IN EXCEPTION STATUS

Award Exceptions (Overspent) as of Nov. 2,2026				**Award ID Counts**	
Department - Top 15	Past-term	In-Performance	Available Balance	2-Nov	1-Oct
Electrical and Computer Engineering	(546,370)	(960,911)	(1,507,281)	45	54
Physics	(343,924)	(454,696)	(798,620)	7	5
Mechanical Engineering	(225,582)	(783,346)	(1,008,928)	32	36
Institute for Matter & Systems	(183,970)	(2,344)	(186,314)	3	3
Chemistry and Biochemistry	(97,802)	(740,311)	(838,113)	17	17
Civil And Environmental Engineering	(60,653)	(215,597)	(276,250)	15	8
Psychology	(60,279)	(2,360)	(62,639)	3	2
Aerospace Engineering	(58,348)	(1,145,640)	(1,203,988)	17	15
GT/Emory Biomedical Engineering	(43,596)	(225,621)	(269,217)	11	13
Earth And Atmospheric Sciences	(26,716)	(185,986)	(212,702)	6	11
Center for Education Integrating Science, Mathematics & Computing (CEISMC)	(17,932)	(34,498)	(52,430)	2	2
Materials Science and Engineering	(17,531)	(976,150)	(993,681)	12	18
Chemical and Biomolecular Engineering	(15,512)	(776,798)	(792,310)	14	13
OIT Network Engineering	(9,168)		(9,168)	1	0
Institute for Bioengineering & Bioscience	(8,500)	(25,380)	(33,880)	5	4
Grand Total (Across All Departments)	(1,746,660)	(45,870,935)	(47,617,595)	258	274

Georgia Tech

G&C Education & Outreach – PI Articles and The Latest Buzz

https://www.grants.gatech.edu/pi-articles

https://www.grants.gatech.edu/latest-buzz-gc-accounting

NOVEMBER 2026 ARTICLE (# 57)

Featured PI Article



PI Article: Highlights from the 2026 Financial Summit

On October 27, 2026, the Georgia Tech Controller's Office hosted the annual Financial Summit. For those who did not have the opportunity to attend, here are some key takeaways from the presentations across the different areas within Finance and Planning and beyond...

More PI articles are found in the **archive**.

Read the Article

Upcoming Events

The Latest Buzz with G&C Accounting

G&C hosts a monthly information session to provide post award research news and updates to the Georgia Tech research community.

Next session (Virtual):
November 18, 2026 (Wednesday)
1 - 2:30 p.m.

Register

View Past Session Recordings

G&C Office Hours

The Project Accounting Management Team hosts monthly, virtual "Office Hours" for campus. Anyone is welcome to join and ask questions on the last Monday of each month, between 10:00am and 11:00am.

Next office hours:
November 30, 2026 (Monday)
10 - 11 a.m.

Learn More

Georgia Tech

Commitment Accounting Updates

Jason Cole

Director - Commitment Accounting

Georgia Tech

CPF and EDR Monthly Deadlines

- Submit CPF transactions by **Wednesday November 18th,** for it to be guaranteed effective for monthly payroll processing. CPFs not approved prior to the monthly payroll processing will be denied. If denied, please resubmit the CPF with the applicable effective date and submit an EDR as well to reallocate the salary posted.

- Please note the EDR monthly deadline: **Wednesday November 25th, at 4:45pm.** EDRs that are pending past the deadline will be denied and should be resubmitted once the EDR page opens for May.

- Over 90-day limitation will become applicable after **Wednesday November 25th** due to the Holiday, for the August monthly payroll postings. Please be sure to review and submit EDRs timely to avoid Over 90-day request.

>90 Day EDR Justification

- **This justification only applies to EDRs when moving salary on to a grant (e.g. 03GR00000000).**
  - When initial/continuing sponsor funding is delayed beyond 90 days after the effective date if the transfer is requested typically 60-90 days after the expiration date of the project.
  - Grants & Contracts may approve the proposed transfer if the terms and conditions of the sponsored agreement provide for acceptance and payment of the expenses by the proposed cost transfer.
  - **Make sure you are not parking charges**- Salary allocated to a grant as a place holder while waiting on correct grant/award to be setup. Allocate it to the Undesignated/Non-sponsored funding or request an advanced project.
  - **Common reasons for exceptions:**
  - Initial or continuing sponsor funding delayed beyond 90 days.
  - Specific approval received by sponsored agency.
  - Transfers to cost share or between grants within the same award.
- **Action Steps:**

1. Complete transmittal form.
2. Submit to ASC via ServiceNow.

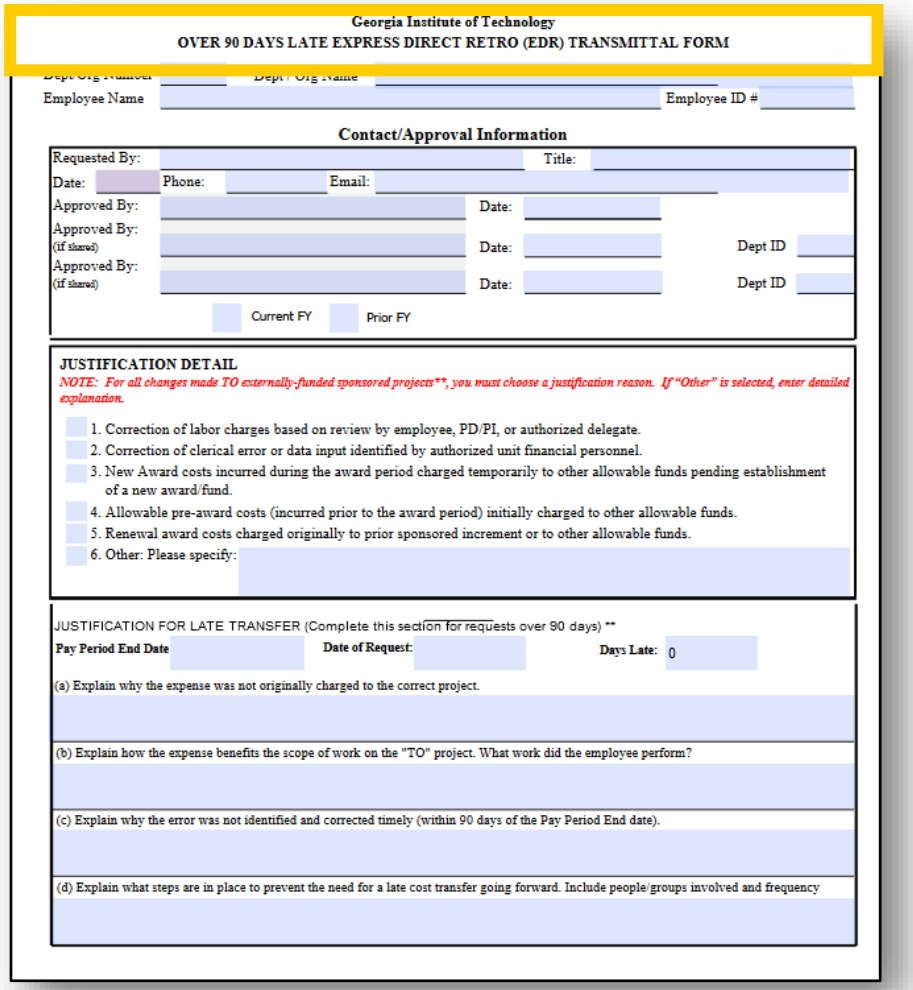

Georgia Institute of Technology
OVER 90 DAYS LATE EXPRESS DIRECT RETRO (EDR) TRANSMITTAL FORM

Employee Name | Employee ID #

Contact/Approval Information

Requested By: | Title:
Date: | Phone: | Email:
Approved By: | Date:
Approved By: (if shared) | Date: | Dept ID
Approved By: (if shared) | Date: | Dept ID
Current FY | Prior FY

JUSTIFICATION DETAIL
*NOTE: For all changes made TO externally-funded sponsored projects**, you must choose a justification reason. If "Other" is selected, enter detailed explanation.*

1. Correction of labor charges based on review by employee, PD/PI, or authorized delegate.
2. Correction of clerical error or data input identified by authorized unit financial personnel.
3. New Award costs incurred during the award period charged temporarily to other allowable funds pending establishment of a new award/fund.
4. Allowable pre-award costs (incurred prior to the award period) initially charged to other allowable funds.
5. Renewal award costs charged originally to prior sponsored increment or to other allowable funds.
6. Other: Please specify:

JUSTIFICATION FOR LATE TRANSFER (Complete this section for requests over 90 days) **
Pay Period End Date | Date of Request: | Days Late: 0

(a) Explain why the expense was not originally charged to the correct project.

(b) Explain how the expense benefits the scope of work on the "TO" project. What work did the employee perform?

(c) Explain why the error was not identified and corrected timely (within 90 days of the Pay Period End date).

(d) Explain what steps are in place to prevent the need for a late cost transfer going forward. Include people/groups involved and frequency

Georgia Tech

Commitment Accounting | Best Practices

Review Position Funding Proactively

- If necessary, correct FY27 funding with a Change Position Funding (CPF) transaction. **Express Direct Retros (EDRs) should be avoided.**
- **Review grants that are ending** (use Workday end dates). Employees paid on grants that have ended will cause funding to post to suspense/cost overrun and will require an EDR transaction (which are to be avoided).
- **Use CPFs to account for the 98% cap on sponsored funding**. Go ahead and allocate the 2% to non-sponsored funding so its not part of the max effort adjustment we process once a QTR.
- **Establish cost share** as soon as possible (ASAP) to avoid over 90-day cost transfer requests.
- **Review salaries allocated to your department's undesignated and suspense worktags** to ensure balances posted to these worktags are cleared timely.

EDR cost transfers over 90 Days

- **Use when initial or continuing sponsor funding is delayed** beyond 90 days and/or if the expense is moving to a different grant under the same award.
- **Grants & Contracts may approve** the proposed transfer if the terms and conditions of the sponsored agreement clearly states it will acceptance and pay the expenses.
- Submit over 90-day requests via **GT- ServiceNow**.

Commitment Accounting |Best Practices

- Be proactive with transactions, Think CPF, CPF, CPF
- Use those CPFs to account for the 2% Max Effort.
- Pay attention to the Over 90 day/EDR deadlines
- Check your undesignated balance
- Check Cost Overrun

Common connection/ Report issues

- Make sure your connected to the VPN
- Use the core link not the self-service link. https://core.hprod.onehcm.usg.edu
- Clear your cache, especially after an update
- Try a different browser, and take screen shots of any errors
- Lastly create a new Run Control ID, they can get corrupted

Georgia Tech

Sponsored Research Accounting Updates

Glenn Campopiano, CRA
Director, Sponsored Research Accounting

Georgia Tech

Sponsored Research Accounting

Please review the Exception reports and take needed action. The totals on many of these reports are climbing especially open obligations on closed awards.

17 awards that have ended without meeting cost share.

Over 100 awards with charges past the end date.

We are making a push to get awards inactivated so our portfolio being transitioned to new WD will only be active awards and recently closed awards.

Georgia Tech

Managing Sponsored Research Awards

AT THE UNIT LEVEL

Georgia Tech practical controls for award setup, financial stewardship, compliance, reporting, and closeout

10-slide operating playbook



1. Know where the unit fits in the award lifecycle

The unit is the day-to-day control point between the PI, central offices, and the sponsor.



Unit focus after award: translate terms into operating controls, monitor execution, surface exceptions early, and prepare for closeout continuously.

2. Clarify roles before the first transaction

Use a simple RACI-style agreement so work does not fall between the unit, PI, OSP, and G&C Accounting.

Principal Investigator

1. Directs scope and scientific work
2. Approves project spending
3. Completes technical deliverables
4. Alerts unit to changes and risks

Unit / DRA

1. Maintains operating budget
2. Reviews transactions and payroll
3. Tracks cost share and deliverables
4. Coordinates corrections and requests

Office of Sponsored Programs

1. Interprets and negotiates terms
2. Processes modifications/subawards
3. Serves as sponsor business contact
4. Coordinates administrative closeout

G&C Accounting

1. Invoices and draws funds
2. Performs financial reporting
3. Reviews financial compliance
4. Completes financial closeout

Unit operating rule: document who owns each deliverable, due date, approval, and sponsor communication.

3. Build the award control file in the first 30 days

Convert the notice of award into a working management plan, not just a stored document.

1	**Read the award**	Period of performance, funding limits, restrictions, reporting, prior approvals
2	**Reconcile setup**	AWD and G worktags, budget, sponsor, F&A, cost share, billing terms
3	**Load the calendar**	Technical, financial, property, invention, data, and subaward deliverables
4	**Plan spending**	Payroll, procurement, travel, subawards, equipment, and major milestones
5	**Confirm communications**	PI, unit contacts, OSP CO, G&C analyst/accountant, compliance contacts

Control file minimum: award + approved budget + terms matrix + contact list + deliverables calendar + current forecast.

4. Run a monthly award-management cadence

A disciplined 60-minute review prevents small variances from becoming late corrections or unrecoverable costs.

Financial position

Budget vs. actuals
Commitments and projections
Cash / billed-to-date status

Payroll and effort

Salary distribution
Upcoming personnel changes
Effort and salary-cap issues

Compliance and costs

Allowability and documentation
Travel, equipment, participant support
Late or unusual transactions

Milestones and reports

Technical progress
Sponsor deliverables
Subrecipient performance

Forecast and decisions

Estimate-to-complete by budget category
Identify rebudgeting, extension, correction, or escalation needs
Record owner and due date for every action



5. Apply a consistent allowable-cost decision

The unit should be able to explain why every charge belongs on the award before an auditor asks.

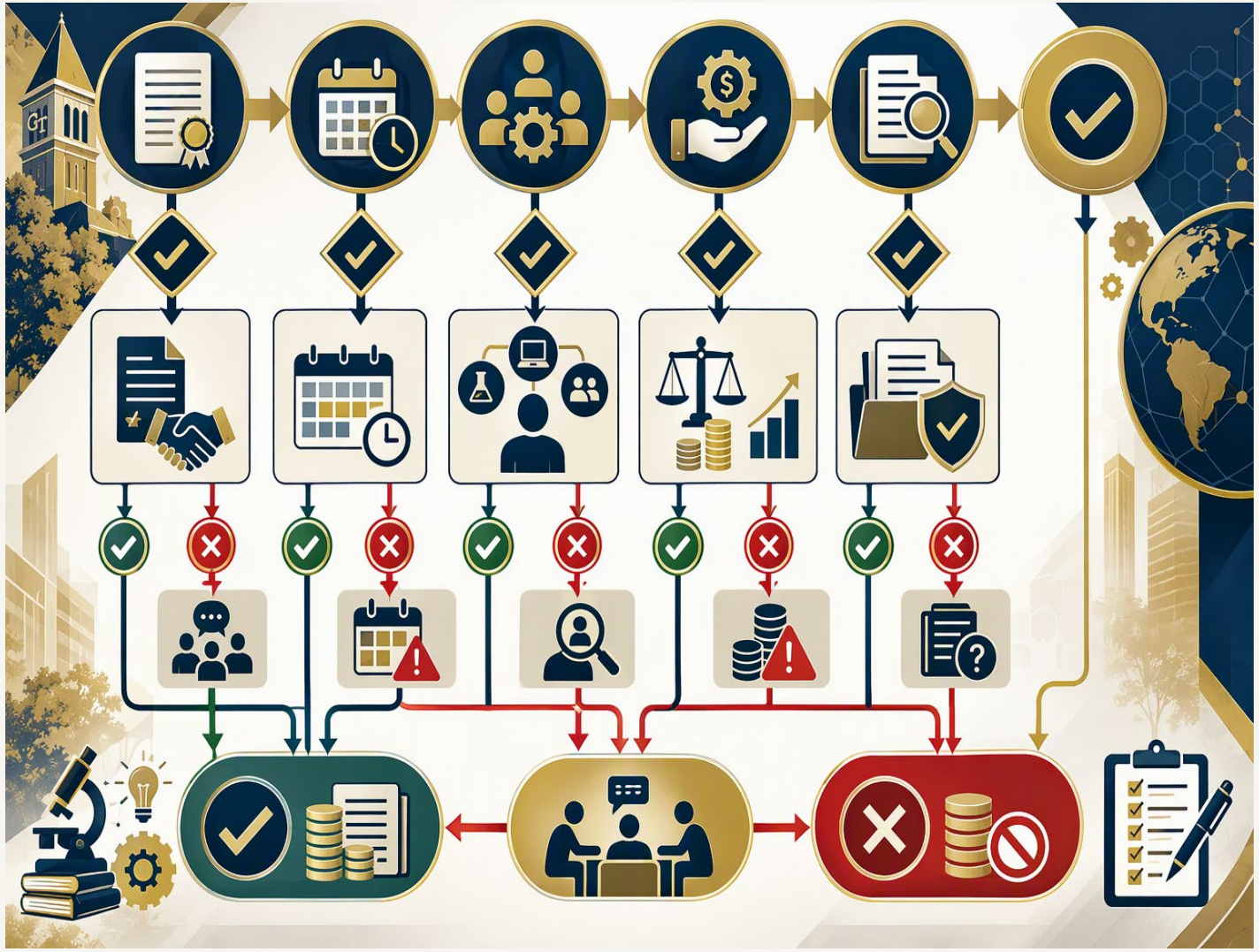

1	**Award terms**	Is the cost permitted and not specifically restricted?
2	**Timing**	Was it incurred within the period of performance?
3	**Benefit**	Does it directly benefit this award in the proportion charged?
4	**Reasonableness**	Would a prudent person view the amount and purpose as reasonable?
5	**Consistency**	Is it treated consistently with Institute policy and similar costs?
6	**Evidence**	Is there contemporaneous documentation and approval?

If any answer is unclear: pause, document the question, and route it to the correct central office before posting.

6. Control the four highest-risk areas

Make these topics standing agenda items because they create disproportionate financial and compliance exposure.

Cost share

Track actuals to commitment
Verify source and allowability
Secure third-party evidence

Subawards

Confirm executed agreement
Monitor invoices and progress
Escalate late final invoices

Payroll and effort

Align salary to work performed
Correct distributions promptly
Watch salary caps and term dates

Budget and timing

Forecast burn rate
Avoid spending beyond funding
Resolve line-date exceptions

Unit accountability: unresolved cost share or third-party shortfalls can become the lead PI unit's responsibility.



7. Treat changes as controlled decisions

The safest time to request a change is before the assumption is embedded in payroll, purchasing, or sponsor reporting.

No-cost extension	**Need more time, not more scope or funds**	Start early; provide justification and updated plan
Rebudgeting	**Move funding among categories**	Check sponsor thresholds and prior-approval terms
Scope / key personnel	**Scientific direction or named staff changes**	Route through OSP before commitment
Subaward action	**New, amended, or ending subrecipient work**	Initiate in the correct OSP process and monitor timing
Advance work / funding gaps	**Work before full award or next increment**	Use approved institutional process; do not assume future funding

Decision log: request date • business reason • sponsor/Institute approval • effective date • system update • communication to PI and unit team

8. Begin closeout before the award ends

Closeout is a project-management phase, not a single transaction after the end date.

90 days	Forecast final expenses; review open POs, subawards, payroll, cost share, and deliverables
60 days	Decide on extension or final close; stop commitments that cannot be completed in term
30 days	Resolve corrections; confirm final invoices, property, inventions, and technical-report owners
0–30 after	Record final activity, liquidate obligations, verify cost share, and reconcile sponsor balance
By sponsor deadline	Submit final financial, performance, and other required reports; retain support

Federal closeout benchmark: required reports are generally due no later than 120 calendar days after the period of performance.



9. Manage by exception with a one-page dashboard

The goal is not more reporting. It is faster decisions on the few awards that need intervention.

1 Budget variance

Actual + commitments vs. budget

2 Forecast at completion

Expected final cost vs. authorized funding

3 Billing / cash

Billed, collected, ready to bill, unbillable

4 Cost share

Actual vs. required commitment

5 Deliverables

Due in 30 / 60 / 90 days and overdue

6 End-date risk

Awards ending within 90 days

7 Exceptions

Late corrections, line dates, payroll, subawards

8 Closeout status

Financially reconciled and ready to close

30-day unit action plan 1) assign a dashboard owner 2) schedule monthly PI reviews 3) define escalation thresholds 4) start 90-day closeout reviews

Strong unit controls protect sponsor relationships, reduce unrecoverable costs, and let the research team focus on delivery and impact.

Cost Accounting Updates

Jonathon Jeffries

Director - Cost Accounting

Georgia Tech

Research Definitions

Sponsored Awards	Sponsored Expenditures	Research & Development Expenditures	External Sponsored Expenditures
External Sponsored Awards – External awards to the Institute that have contractual obligations that may be expended over multiple years	All expenditures reimbursed by internal (ex. Georgia Tech Foundation) or external (e.g. DOD, NSF, NASA, ED, HHS, etc.) sources both direct and F&A. These expenditures include research, instruction, and other sponsored activities that are reimbursed including scholarships and fellowships. Expenses from the Georgia Tech Athletic Association (GTAA) are excluded from this report	R&D expenditures reported for the Higher Education Research and Development Survey (NSF-NCSES) serves as the primary source of information on R&D expenditures at U.S. colleges and universities inclusive of federal obligations for research and experimental development (R&D) that expended at least $150,000 in separately accounted for R&D in the fiscal year. The survey collects information on R&D expenditures by field of research and source of funds and also gathers information on types of research, expenses, and headcounts of R&D personnel.	All expenditures reimbursed by external (e.g. DOD, NSF, NASA, ED, HHS, etc.) sources both direct and F&A. These expenditures are posted to **'Grant' work tags** in the Financial Management System
Key Factors and Differences			
Based on award data that will not directly relate to expenditures within a fiscal year.	Includes all restricted fund activity except GTAA, this includes GT Foundation and GTRC Gifts.	Sources are broken down by Federal, State and Local Government, Nonprofit, Institutional Funds, and all Other sources.	Does NOT include restricted fund activity in quasi-internal source such as GTAA, GT Foundation, and GTRC funded expenditures that are not posted to Grant worktags.
Award can span multiple years; thus, is disbursed over a given period of time and may NOT be included in the R&D expenditures reported in the given fiscal year	These expenditures also include sponsored instructions and other sponsored activities including scholarships and fellowships.	Institutional Funds includes (a.) cost-sharing, (b.) non-sponsored research, and (c.) unreimbursed F&A (facilities and administrative)	
Does NOT include state appropriations used for research and development.	Does NOT include state appropriations used for research and development.	R&D expenditures are assigned to a specific field of study and discipline, thus includes the IRIs.	Does NOT include state appropriations used for research and development.
Does NOT include unreimbursed F&A (facilities and administrative) costs.	Does NOT include unreimbursed F&A (facilities and administrative) costs.	R&D only, and does NOT include sponsored instruction, scholarships, fellowships, and other activities.	Does NOT include unreimbursed F&A (facilities and administrative) costs.

Georgia Tech

Sources and Data – Sponsored Awards

- **LITE Report** – Sponsored Proposals, Award Funding, Sponsored Expenditures and Max Contracts (Award Funding Tab) – Award Funding tab
- **Enterprise Data Warehouse** – stg_dwp_cadm_award_rptl_tbl
- Data by Award or Prime Grant
- GT or Federal fiscal year by quarter and month
  - Additional detail
    - Contract type, proposal or contract number, contract entity
    - Funded, Contract, Cost Share, and Proposed Amount
    - Principal Investigator, College, Department, and Department ID (No Cost Center)
    - Business Type and Federal Agency
    - Contract Terms – Animal or Human Subject, Non-Conforming IP, Other Restrictions

Georgia Tech

Georgia Tech Research (GTRI and RI)

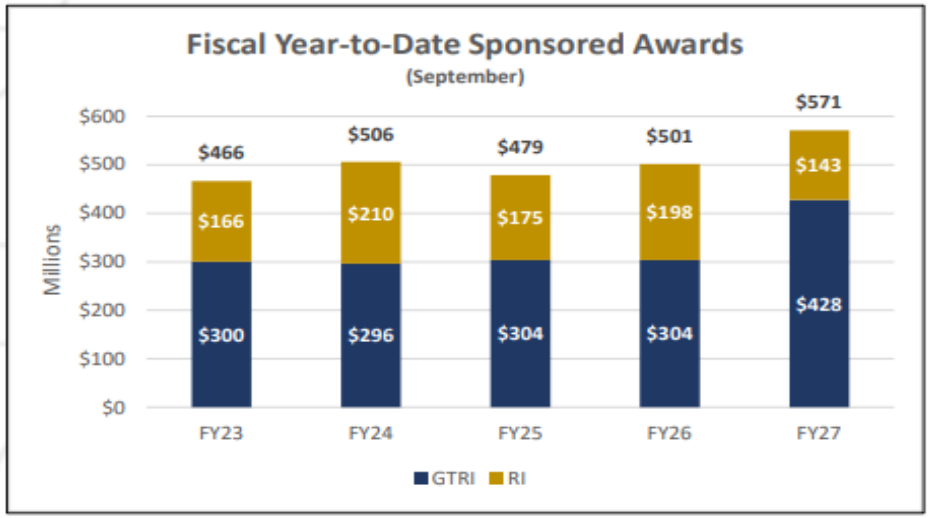

Trends:

Actuals (AWARDS):

- **FY27: $570,705,698**
- GTRI: up 40.8% and $123.9 million ($427.5 million in FY27 vs. $303.6 million in FY26)
- RI: down 27.6% and $54.5 million ($143.2 million in FY27 vs. $197.6 million in FY26)
- GT Overall: up 13.8% and $69.4 million ($570.7 million in FY27 vs. $501.3 million in FY26)

Note: Projections will not be incorporated into this presentation until after the first quarter.

GT Awards by Unit

YTD through Period 3: September

GT AWARDS: September (FYTD)					
College/Unit	FY27		FY26		Award Amt.
	Amount	Counts	Amount	Counts	27 v. 26 (% Δ)
College of Computing	$ 15,147,145	45	$ 17,404,995	70	-13.0%
College of Design	$ 4,245,183	22	$ 2,942,959	16	44.2%
College of Engineering	$ 69,292,353	375	$ 94,170,956	357	-26.4%
College of Lifetime Learning	$ 333,781	2	$ -	0	
College of Sciences	$ 23,476,362	99	$ 35,476,505	137	-33.8%
Ivan Allen College of Liberal Arts	$ 984,210	16	$ 666,432	11	47.7%
Others	$ 29,622,900	86	$ 45,834,617	97	-35.4%
Scheller College of Business	$ 78,400	1	$ 1,151,514	2	-93.2%
Total - Resident Instruction & Other	$ 143,180,334	646	$ 197,647,976	690	-27.6%
Total - GTRI	$ 427,525,365	278	$ 303,647,581	296	40.8%
Total - Georgia Tech	**$ 570,705,698**	**924**	**$ 501,295,557**	**986**	**13.8%**

Georgia Tech

Sep FY27 ($)	Sep FY26 ($)	Sep YoY %	Federal Share % (FY27)	Federal Share % (FY26)
$44.5M	$67.2M	▼ 33.7%	65.2%	80.3%

YTD Sponsor Summary

	2026	2027	Trend	$ Variance	% Variance	5 Year Average	FY26 Rank
AIR FORCE	3,838,863	2,302,901		(1,535,962)	(40%)	3,323,395	10
ARMY	2,410,157	165,000		(2,245,157)	(93%)	3,524,431	15
Coll/Univ/Res Institutes	14,196,183	13,380,504		(815,679)	(6%)	12,400,259	4
DEPT OF HOMELAND SECURITY	-	-		0	0%	300,000	20
DHHS	44,159,623	28,579,900		(15,579,723)	(35%)	31,154,104	2
ENVIRONMENTAL PROTECTION AGENCY	350,000	-		(350,000)	(100%)	667,434	20
Govt-Owned/Contractor Op	1,482,363	1,909,541		427,178	29%	2,412,039	11
Indus Res Inst/Fdns/Soc	9,006,848	11,310,724		2,303,876	26%	7,912,727	5
Industrial Sponsors	12,549,030	17,411,312		4,862,281	39%	15,218,960	3
LIBRARY OF CONGRESS	204,920	99,802		(105,119)	(51%)	251,068	16
Multilateral Organizations	-	-		0	0%	0	20
NASA	7,106,940	3,993,667		(3,113,273)	(44%)	5,967,375	8
NATIONAL FOUNDATION ON THE ARTS & HUM	-	25,000		25,000	0%	5,000	19
NATIONAL SCIENCE FOUNDATION (NSF)	75,709,211	44,420,336		(31,288,875)	(41%)	57,563,394	1
NAVY	4,817,540	1,553,844		(3,263,696)	(68%)	5,477,275	12
NUCLEAR REGULATORY COMM	-	-		0	0%	200,000	20
SOUTHEAST CRESCENT REGIONAL COMMISSIO	-	-		0	0%	0	20
State & Local Government	3,244,779	7,715,584		4,470,805	138%	3,341,570	6
US DEPT OF AGRICULTURE	548,011	1,000,000		451,989	82%	839,942	13
US DEPT OF COMMERCE	3,499,406	539,903		(2,959,503)	(85%)	4,512,316	14
US DEPT OF DEFENSE	3,088,106	2,989,489		(98,617)	(3%)	3,405,038	9
US DEPT OF STATE	-	-		0	0%	326,390	20
US DEPT OF EDUCATION	1,018,872	-		(1,018,872)	(100%)	1,438,248	20
US DEPT OF ENERGY	10,078,451	5,480,768		(4,597,683)	(46%)	16,341,491	7
US DEPT OF INTERIOR	-	-		0	0%	115,755	20
US DEPT OF LABOR	338,674	46,000		(292,674)	(86%)	267,719	18
US DEPT OF TRANSPORTATION	-	-		0	0%	1,251,588	20
VETERANS ADMINISTRATION	-	60,814		60,814	0%	34,716	17
Grand Total	**197,647,976**	**142,985,089**		**(54,662,888)**	**-27.7%**	**178,252,235**	

Georgia Tech

Sources and Data – Sponsored Expenditures

- **LITE Report** – Sponsored Proposals, Award Funding, Sponsored Expenditures and Max Contracts (Sponsored Expenditure Tab – All Restricted Funds except GTAA)

Sponsored Expenditures Amounts

	Cumulative Transaction Amount			Transaction Amount		
	FY27	FY26	FY25	FY27	FY26	FY25
July	$131,490,278.68	$148,991,038.40	$152,986,212.08	$131,490,278.68	$148,991,038.40	$152,986,212.08
August	$300,806,031.63	$313,736,117.35	$325,375,977.33	$169,315,752.95	$164,745,078.95	$172,389,765.25
September	$444,752,637.16	$438,678,744.17	$451,842,367.54	$143,946,605.53	$124,942,626.82	$126,466,390.21
October	$512,492,841.55	$557,800,741.44	$584,958,373.15	$67,740,204.39	$119,121,997.27	$133,116,005.61
November	$512,492,841.55	$666,381,546.04	$709,534,262.69		$108,580,804.60	$124,575,889.54
December	$512,492,841.55	$776,020,371.56	$818,896,208.25		$109,638,825.52	$109,361,945.56
January	$512,492,841.55	$918,113,437.28	$972,919,881.61		$142,093,065.72	$154,023,673.36
February	$512,492,841.55	$1,041,106,905.15	$1,099,258,994.32		$122,993,467.87	$126,339,112.71
March	$512,492,841.55	$1,165,670,637.23	$1,238,710,830.74		$124,563,732.08	$139,451,836.42
April	$512,492,841.55	$1,284,922,259.25	$1,368,035,950.66		$119,251,622.02	$129,325,119.92
May	$512,492,841.55	$1,407,529,124.01	$1,511,638,891.63		$122,606,864.76	$143,602,940.97
June	$512,492,841.55	$1,532,589,893.79	$1,639,574,718.09		$125,060,769.78	$127,935,826.46
Total	$512,492,841.55	$1,532,589,893.79	$1,639,574,718.09	$512,492,841.55	$1,532,589,893.79	$1,639,574,718.09

Georgia Tech

Financial Data Model (FDM) – Workday

FUND GROUP	FUNDING SOURCE (CLASS) CODE	FUNCTION CODE	OBJECT CLASSES
A fund group is a fiscal and accounting entity that has a self-balancing set of accounts and is designed to carry on specific activities or attain certain objectives in accordance with specific regulations, restrictions, or limitations.	The funding source (class) code serves as the indicator of the **SOURCE** of funding.	A functional classification (function code) is a method of grouping expenses according to the purpose for which the costs are incurred. A function code indicates how we **USE** the funds we have.	Object classes are used in Workday to group ledger accounts into categories for the purpose of grant invoicing.

Related Worktags used for PRIME OR RELATED Grants		Related Worktags used for PRIME OR RELATED Grants		Related Worktags used for PRIME OR RELATED Grants		1000- Salaries and Wages 2000 - Fringe Benefits 2500 - Tuition Remission 3000 - Domestic Travel 3500 - Foreign Travel 4000 - Materials and Supplies 5000 - Subcontracts 7000 - Equipment 8200 - High Performance Computing 8500 - Other Direct Costs 9000 - Sponsored Indirect Costs
FD20000-Restricted - Education and General	Used for RI sponsored research	CL61000-Sponsored Operations - Federal Government	Federal and Federal Flow	FN11100-General Academic Instruction	Sponsored Instruction	
FD20100-Restricted - Student Financial Aid	Grants Managed by Bursar Only	CL62000-Sponsored Operations - State Government	Georgia Funded	FN12100-Individual or Project Research	Research Grants	
FD21015-Restricted - Enterprise Innovation Institute (EII)	Grants Managed by EII Only	CL62500-Sponsored Operations - States Other Than Georgia	Other State and State Flow	FN12200-Institutes - Research Centers	Research Grants - Normally GTRI Interdivisional	
FD21021-Restricted - Georgia Tech Research Institute (GTRI)	Interdivisional Grants from GTRI to RI	CL63000-Sponsored Operations - Local Government	Non State Gov't	FN13100-Community Services	Other Sponsored Activities	
		CL64000-Sponsored Operations - Private	Industry, Non-Profit, Higher Ed, and Foreign	FN18100-Scholarships	Scholarships Only	
				FN18200-Fellowships	Fellowships Only	

Georgia Tech

Sources and Data - Sponsored Extramural Expense

- **Workday** – SABER Suite, Find Journal Lines, Grant Transactions Summary, GT Sponsored Expenditure Direct and Gross Indirect Split- GTCR - ObjClass

RI EXPENDITURES: September (FYTD)			
Object Class	**FY27**	**FY26**	**27 v. 26 (% Δ)**
Salaries and Wages	$ 35,771,220	$ 39,814,251	-10.2%
Subcontracts	$ 19,096,841	$ 23,898,945	-20.1%
Other Direct Costs	$ 16,709,060	$ 17,513,378	-4.6%
Fringe Benefits	$ 7,994,422	$ 8,816,169	-9.3%
Materials & Supplies	$ 7,374,846	$ 7,062,151	4.4%
Tuition Remission	$ 6,325,496	$ 7,067,177	-10.5%
Equipment	$ 2,758,708	$ 5,889,374	-53.2%
Domestic Travel	$ 1,407,502	$ 1,409,404	-0.1%
Foreign Travel	$ 913,574	$ 777,185	17.5%
High Performance Computing	$ 104,491	$ 29,479	254.5%
Unallocated/Blank Object Class	$ 51,878	$ 408,870	-87.3%
Direct Cost Total	$ 98,508,038	$ 112,686,384	-12.6%
Indirect Cost (IDC) Total	$ 27,930,522	$ 30,357,802	-8.0%
Total - Resident Instruction (RI) & Other	**$ 126,438,560**	**$ 143,044,186**	**-11.6%**

Georgia Tech

Sources and Data - Sponsored Indirect

- **Workday and G&C website**
  - Total posted monthly on our website under Reports and Forms
  - G&C F&A Org Unit Inquiry – Displays F&A Only
  - GT FYTD RI and Oth Unit Sponsored Expenditures by Dept/Unit GTCR
  - GT FYTD RI and Oth Unit Sponsored Expenditures by PI – GTCR

G&C F&A Org Unit Inquiry				
Cost Center Hierarchy (Lev	College of Sciences (COS) College of Sciences - Deans Office			
Period	FY27 - Sep			
Fiscal Year Name	**Grant**	**CF LRV Journal Line Grant PI**	**Gross Indirect Costs**	**Net Indirect Costs**
FY27	GR00030937 PRIME - A novel approach of age-grading of mosquitoes using SERS and machine learni		6,932.12	5,425.14
FY27	GR00031376 PRIME - Structure-Preserving and Discovery in Scientific Machine Learning		805.53	630.42
FY27	GR00039167 PRIME - CORRECTED COST CENTER - Gut protist metabolism as a driver of microbiome community ecology		3,577.28	2,799.61

Georgia Tech

Expenditures (GTRC, GTARC, GIT) by Sponsor, FYTD as of September 30, 2026	FY2027 (Year to Date- Q1)	% of previous FY	% of Total FY27	FY2026	% of Total FY26	FY2025	% of Total FY25
Airforce	76,087,459	25%	20%	306,840,590	23%	391,684,157	27%
Army	123,191,509	34%	32%	367,108,007	27%	376,012,356	26%
Navy	14,891,203	30%	4%	49,303,780	4%	47,739,264	3%
Other DoD	28,065,455	26%	7%	108,549,925	8%	126,937,865	9%
TOTAL DEPARTMENT OF DEFENSE	**242,235,627**	**29%**	**63%**	**831,802,302**	**61%**	**942,373,642**	**65%**
NSF	25,357,888	29%	7%	88,092,129	6%	89,512,090	6%
DHHS	19,320,223	27%	5%	71,421,154	5%	67,403,619	5%
Energy	7,063,483	24%	2%	29,947,488	2%	32,623,518	2%
NASA	4,797,793	28%	1%	16,968,732	1%	20,121,515	1%
Commerce	2,596,179	18%	1%	14,716,865	1%	22,831,802	2%
Transportation	468,509	15%	0%	3,176,684	0%	7,513,345	1%
Other Federal	14,757,041	42%	4%	35,450,697	3%	31,980,734	2%
TOTAL FEDERAL	**316,596,742**	**29%**	**82%**	**1,091,576,051**	**81%**	**1,214,360,266**	**83%**
Industry	10,078,064	26%	3%	39,005,986	3%	42,050,412	3%
Industry with Federal prime	20,501,986	29%	5%	71,554,354	5%	61,984,934	4%
TOTAL INDUSTRY	**30,580,049**	**28%**	**8%**	**110,560,340**	**8%**	**104,035,346**	**7%**
State & Local Governments	15,044,825	32%	4%	46,683,270	3%	30,568,682	2%
Universities	13,992,582	23%	4%	61,480,796	5%	62,550,112	4%
Research Institutes & Foundations	10,398,698	23%	3%	45,068,892	3%	46,270,591	3%
Other	53,158	10%	0%	544,225	0%	355,304	0%
TOTAL OTHER	**39,489,264**	**26%**	**10%**	**153,777,182**	**11%**	**139,744,689**	**10%**
TOTAL EXPENDITURES	**386,666,055**	**29%**	**100%**	**1,355,913,573**	**100%**	**1,458,140,302**	**100%**
TOTAL GTRC	**113,257,048**	25%	29%	**449,079,205**	33%	**479,614,852**	33%
TOTAL GTARC	**272,109,253**	30%	70%	**903,920,464**	67%	**975,695,965**	67%
TOTAL GIT	**1,299,754**	45%	0%	**2,913,904**	0%	**2,829,485**	0%
TOTAL ALL	**386,666,055**	**29%**	**100%**	**1,355,913,573**	**100%**	**1,458,140,302**	**100%**

Georgia Tech

FY26 ASR Status & SCARVs

Part 1: ASR Status, Cost Transfers & Graduating Students | Part 2: SCARV Status

Andrew Chung

Cost Accountant II

Office of Grants & Contracts Accounting | November 2026

Georgia Tech

FY26 ASR Status – The Deadline Has Passed

FY26 ASR COMPLETION

90%

5,390 of 5,993
ASRs complete to date

603 still pending as of 11/12/2026 • 123 employee-certified, awaiting UFM sign-off

- ⚠️ **Now Overdue:**
  - The 8/31/2026 deadline for FY26 ASRs has passed. Every outstanding ASR is now late and adds audit and compliance exposure.
- 🎯 **Two Signatures Required:**

  Complete means BOTH: At Georgia Tech an ASR is not complete until the employee (or someone with firsthand knowledge of the employee's work) signs AND the UFM certifies it.

- **Recommended Steps:**
  - 📣 **Start Reaching Out Now:**
    - Chase ASRs still missing the employee or firsthand-knowledge signature.
    - Cannot reach the employee? Get the signature from someone with firsthand knowledge.
    - Periodic reminders are going to departments with outstanding ASRs.
  - 🔍 **UFMs – Check the Portal:**
    - 123 ASRs only need your certification. Log into the portal, review, and certify them.
  - 🚀 **Aim for 100% completion in your own department by 12/31/2026.**

Georgia Tech

Check Your Department's Outstanding ASRs

- **How to Run the Report:**

  1. Go to lite.gatech.edu and open the LITE Reports Catalog.

  2. In the search box, type ASR to bring up the available reports related to ASRs.

  3. Select the Annual Statement of Reasonableness Statistics Report.

  4. Use the filters on the right side of the page to filter for your department.

  5. Review the list for ASRs missing the employee signature, the UFM certification, or both.

- **Additional Guidance:**
  - 📁 **Training Resources:** Find guides under Training on the G&C website.
  - 🖋️ **Manual ASRs:** DocuSign instructions for anyone off campus are also under Training.
    - Manual FY26 ASR forms are on the OneDrive site shared with UFMs.
    - Need the link? Email **easr.ask@office365.gatech.edu**.
  - ❓ **Discrepancies:** ASR not showing complete?
    Email easr.ask@office365.gatech.edu.
  - 💡 **Tip:** Focus on ASRs missing the employee or firsthand-knowledge signature, and certify the 123 awaiting UFM sign-off.

PY Salary Cost Transfers: Mark Up the ASR

- **If You Move FY26 Salary:**

1. Complete the regular PY cost transfer form – that step has not changed.

2. Also mark up the FY26 ASR for every employee whose salary is moving.

3. Show the movement clearly: where the salary is coming from and where it is going.

4. Have the marked-up ASRs signed by the appropriate individuals – do not forget this step.

5. Markup instructions are in the Training section of the G&C website.

- 📌 **Note:** If an ASR exists, mark it up for any FY26 salary move – including DE to DE – so the change is documented. No ASR generated? Nothing to mark up.

- **Example Markup:**
  - **Employee:** J. Smith, FY26 ASR
  - **From:** Grant XYZ-1234 – reduce from 40% to 25%
  - **To:** Grant ABC-5678 – increase from 10% to 25%
  - **Markup Method:** Line through the original percentage, write the revised one beside it, and note the source and destination worktags (GR, DE, or other).
  - ⚠️ **Remember:** A markup declares the original effort distribution invalid – only the employee's signature certifies the marked-up version as correct. Unsigned, neither version stands.

Georgia Tech

FY27 ASR Action Plan for Graduating Students

- **Status:**
  - 🗓️ **Timing:** ASRs are available for certification only at fiscal year-end; December 2026 graduates fall in FY27.
- **Problem:**
  - 🎓 **Graduation Gap:** Students often graduate before ASRs open for certification, so they cannot confirm them.
  - 🛠️ **Manual Follow-Up:** Securing student or firsthand-knowledge confirmations adds workload for UFMs.
- **Goal:**
  - 🎯 **Proactive Approach:** December graduation is around the corner – UFMs should identify graduating students now and secure ASR confirmations before they leave.

- **Recommended Steps:**
  - 📑 **Step 1 – Identify & Download:** Use the LITE report "ASR (Effort Reports) for Off-boarding Employees and Prior Year Cost Transfer" to find and export student ASRs.
  - ✉️ **Step 2 – Route via DocuSign:** Use the "Individual Employee" template; forms route to G&C once both parties sign.
  - ⚠️ **Caveat:** If an early ASR is signed before departure and effort later changes materially, the official post-FY-end ASR must be signed with the correct effort.
  - 💡 **Resources:** Guide on the G&C website (Training > Effort Reporting > "Helpful Tips to Navigate the Graduating and Non-Student Employee Dashboard") or email **easr.ask@office365.gatech.edu.**

Georgia Tech

SCARV Status: Past Due

- **What It Is:**
  - The annual review confirming whether a service center is under- or over-recovering its costs.
- **What the Review Covers:**
  - 📝 **All Expenses Documented:** List every center expense in the SCARV, including those posted to non-standard tags.
  - 🔍 **Review Criteria:** Centers are reviewed for surplus/deficit, allowable expenses, and adherence to approved rates.
  - 💰 **Deficit/Surplus Handling:** Departments must cover deficits. Surpluses may temporarily offset future costs, but rates must reach break-even over time.
- **Where Things Stand:**
  - ⏳ We are still waiting on SCARVs to be sent over.
  - 🗓️ The deadline was 10/30/2026.
  - 📩 If your department received a request to send over SCARVs but has not done so yet, please send them to easr.ask@office365.gatech.edu as soon as possible.
  - ❓ Questions about the SCARV can be directed to the helpdesk email or to Andrew Chung – andrew.chung@business.gatech.edu.

Key Dates & Next Steps

- **Key Dates:**
  - **8/31/2026 –** FY26 ASR deadline (passed).
  - **10/30/2026 –** SCARV deadline (passed); send outstanding SCARVs now.
  - **December 2026 –** Student graduation; reach out to graduating students now.
  - **12/31/2026 –** Target: 100% ASR completion in every department.
- **Action Items:**
  - 🏃 **Chase ASRs:** Follow up on ASRs still missing the employee or firsthand-knowledge signature; aim for 12/31/2026.
  - ✅ **UFMs – Certify:** Log into the portal, review, and certify ASRs awaiting your sign-off.
  - 🎓 **Graduating Students:** Reach out now, before December graduation, to secure ASR confirmations.
  - 📊 **SCARVs:** Send any outstanding SCARVs to easr.ask@office365.gatech.edu as soon as possible.

❓ **Questions:** easr.ask@office365.gatech.edu or andrew.chung@business.gatech.edu

Georgia Tech

Training Updates

Rob Roy
GT Director of USG Sponsored Operations
USG Director of Research Compliance

Georgia Tech

Overview of Internal Certification Programs

Foundations of the Research Enterprise at Georgia Tech

- Introduction to the Research Enterprise at Georgia Tech
- What are GTRC & GTARC?

Navigating the Award Lifecycle at Georgia Tech

- Pre-Award Research Administration at Georgia Tech
- Post-Award Financial Management at Georgia Tech
- Components of Research Compliance at Georgia Tech
- Internal Controls Workshop
- 2 CFR 200 Workshop (or) FAR Webinar Series
- Elective Course
  - How-To Courses (topic-specific)
  - Georgia Tech Systems Courses
  - Sponsor-Specific Courses



Advanced Research Administration: Case Studies and Strategic Decision-Making

- Advanced Budgeting
- Allowable & Allocable Costs
- Assimilating New Compliance Requirements
- Audit Findings – Effort & Compensation
- Costing
- Non-Compliance
- Membership Agreements
- Service Centers

Graduate / Postdoc / Early Career Development Series

- Proposal Preparation & Submission Process
- Budget Preparation
- Post-Award Management

Georgia Tech

Current Professional Development Opportunities

Saba Quest LMS – Sign in with GT credentials and register!

Other courses have been published to the LMS – Check out the Calendar & Learning Catalog!

SELF-PACED / ON-DEMAND COURSES

- *Introduction to the Research Enterprise at GT*
- *What are GTRC and GTARC?*
- *Fun with the FAR*
- *Dfun with the DFARS*
- *NCURA: AI in Research Administration: Unlocking Efficiency and Innovation*
- *NCURA: Avoid "Returned without Review…." An In-depth Look at Agency RFPs*
- *NIH Data Management & Sharing Policy – Budgeting/Application Tips (NCURA)*
- *Managing SBIR/STTR Projects (NCURA)*
- *NIH Proposal Preparation & Review Tips*
- *NIH F Series--Fellowship Programs*
- *NIH Fundamentals (NCURA)*
- *NSF Fundamentals (NCURA)*
- *NSF Proposal Preparation & Review Tips*
- *NSPM-33 Compliance (NCURA)*
- *Advanced Research Projects Agency for Health (ARPA-H):*
  - *Introduction and Q&A*
  - *Budget Workshop*
  - *Terms & Conditions Workshop*
- *Service Centers and Best Practices*
- *Service and Recharge Center Costing Strategies Amidst Evolving Federal Funding Policies*
- *Specialized Service Agreements*
- *Subawards - Request, Monitor, Risk*
- *Effort Reporting*
- *Contract Information Systems (CIS)*
- *Cost Share*
- *Cost Transfers*
- *Pivot: Finding Funding*
- *ORCID iD*
- *How Funding Decisions Really Work*

WHAT'S THE BUZZ IN RESEARCH ADMINISTRATION

NSF
AGENCY UPDATES

NIH
National Institutes of Health
AGENCY UPDATES

DEPARTMENT OF DEFENSE
UNITED STATES OF AMERICA
AGENCY UPDATES

Georgia Tech
POLICY & PROCEDURES

JANUARY 26, 2027

DALNEY 180 & VIRTUAL

LUNCH: 11:30AM

EVENT: 11:45AM - 2:00PM

CLICK HERE TO REGISTER

THANK YOU!





GRANTS.GATECH.EDU

Georgia Tech