

Georgia Institute of Technology

FY 2006 ANNUAL REPORT OF SPONSORED PROGRAM ACTIVITY



September 1, 2006

Prepared by the Office of Grants and Contracts Accounting

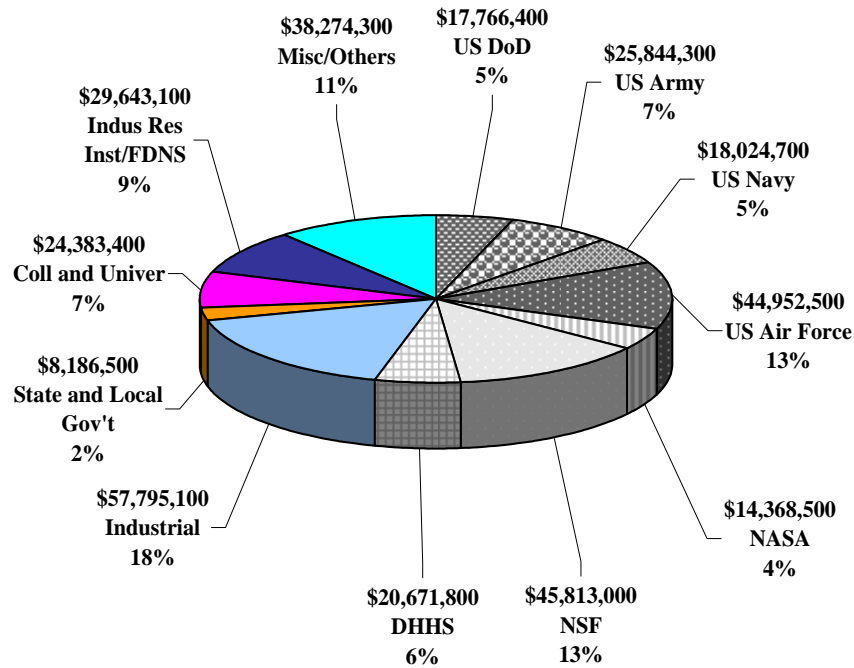
GEORGIA INSTITUTE OF TECHNOLOGY
FY06 ANNUAL REPORT OF SPONSORED PROGRAM ACTIVITY

TABLE OF CONTENTS

	Page
NEW SPONSORED PROGRAM AWARDS	
FY06 New Sponsored Program Awards by Funding Source	1
20 Year Trend Analysis of New Sponsored Program Awards by Value	2
FY06 New Awards By Unit/Sponsor	3
FY06 New Sponsored Program Awards by College/Unit	4
20 Year Trend Analysis of Submitted Proposals and New Sponsored Program Awards	5
SPONSORED PROGRAMS TOTAL COSTS	
Trend Analysis of Sponsored Programs Total Costs	6
Sponsored Programs Costs by Major Source	7
Sponsored Programs Costs by College/Unit	8
FY06 Sponsored Program Costs by Natural Classification	9
SPONSORED PROGRAMS DIRECT COSTS	
Trend Analysis of Sponsored Programs Direct Costs	10
Sponsored Programs Direct Costs by Major Source	11
Resident Instruction - FY06 Sponsored Direct Costs by College/Unit	12
Resident Instruction - FY06 Sponsored Direct Costs(% Change Over Prior Year)	13
College of Computing - FY06 Sponsored Direct Costs	14
College of Sciences - FY06 Sponsored Direct Costs	15
College of Engineering - FY06 Sponsored Direct Costs	16
Ivan Allen College - FY06 Sponsored Direct Costs	17
GIT- FY06 Number of Projects/Sub-projects as of June 30, 2006	18
Trend Analysis of Graduate Student Tuition Remission Recoveries	19
Graduate Student Tuition Remission Recoveries - FY06	20
SPONSORED PROGRAMS FACILITIES & ADMINISTRATIVE COST RECOVERIES	
Trend Analysis of Sponsored Programs Facilities & Administrative Cost Recoveries	21
Sponsored Programs Facilities & Administrative Costs by Major Source	22
Resident Instruction - By College/Unit	23
Resident Instruction Facilities & Administrative Rates - FY 2002 to FY 2006	24
Resident Instruction - FY06 Facilities & Administrative Cost Recoveries by College/Unit	25
College of Computing - FY06 Facilities & Administrative Cost Recoveries	26
College of Sciences - FY06 Facilities & Administrative Cost Recoveries	27
College of Engineering - FY06 Facilities & Administrative Cost Recoveries	28
Ivan Allen College - FY06 Facilities & Administrative Cost Recoveries	29
Reporting Context - Expenditures for Sponsored Programs, Sponsored Research, and Total Research	30

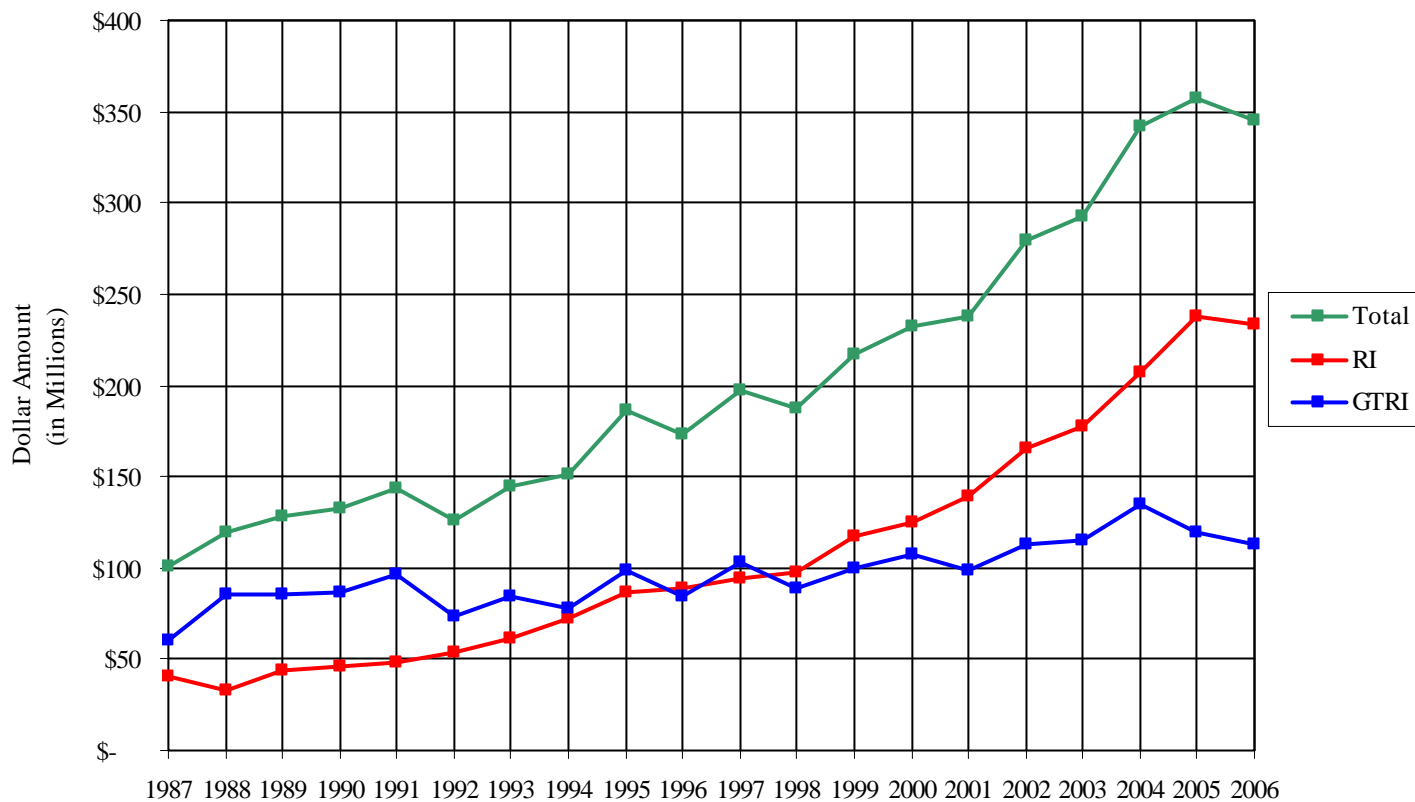
**NEW SPONSORED PROGRAM AWARDS
FISCAL YEAR 2006**

FY06 New Awards By Sponsor



<i>Funding Source</i>	<i>FY05 Total</i>	<i>FY06 Total</i>	<i>% Incr/Decr</i>
US DoD	\$16,807,472	\$17,766,406	6%
US Army	\$36,901,357	\$25,844,309	-30%
US Navy	\$16,283,656	\$18,024,687	11%
US Air Force	\$32,963,794	\$44,952,529	36%
NASA	\$15,604,238	\$14,368,520	-8%
NSF	\$56,666,790	\$45,813,017	-19%
DHHS (NIH)	\$18,699,915	\$20,671,784	11%
Industrial	\$55,982,608	\$57,795,081	3%
State and Local Gov't	\$19,641,606	\$8,186,507	-58%
Colleges and Universities	\$19,787,179	\$24,383,360	23%
Indus Res Inst/FDNS	\$23,465,016	\$29,643,056	26%
Misc/Others	\$44,427,274	\$38,274,356	-14%
TOTAL	\$357,230,903	\$345,723,612	-3%

New Awards by Value Fiscal Years 1987 through 2006



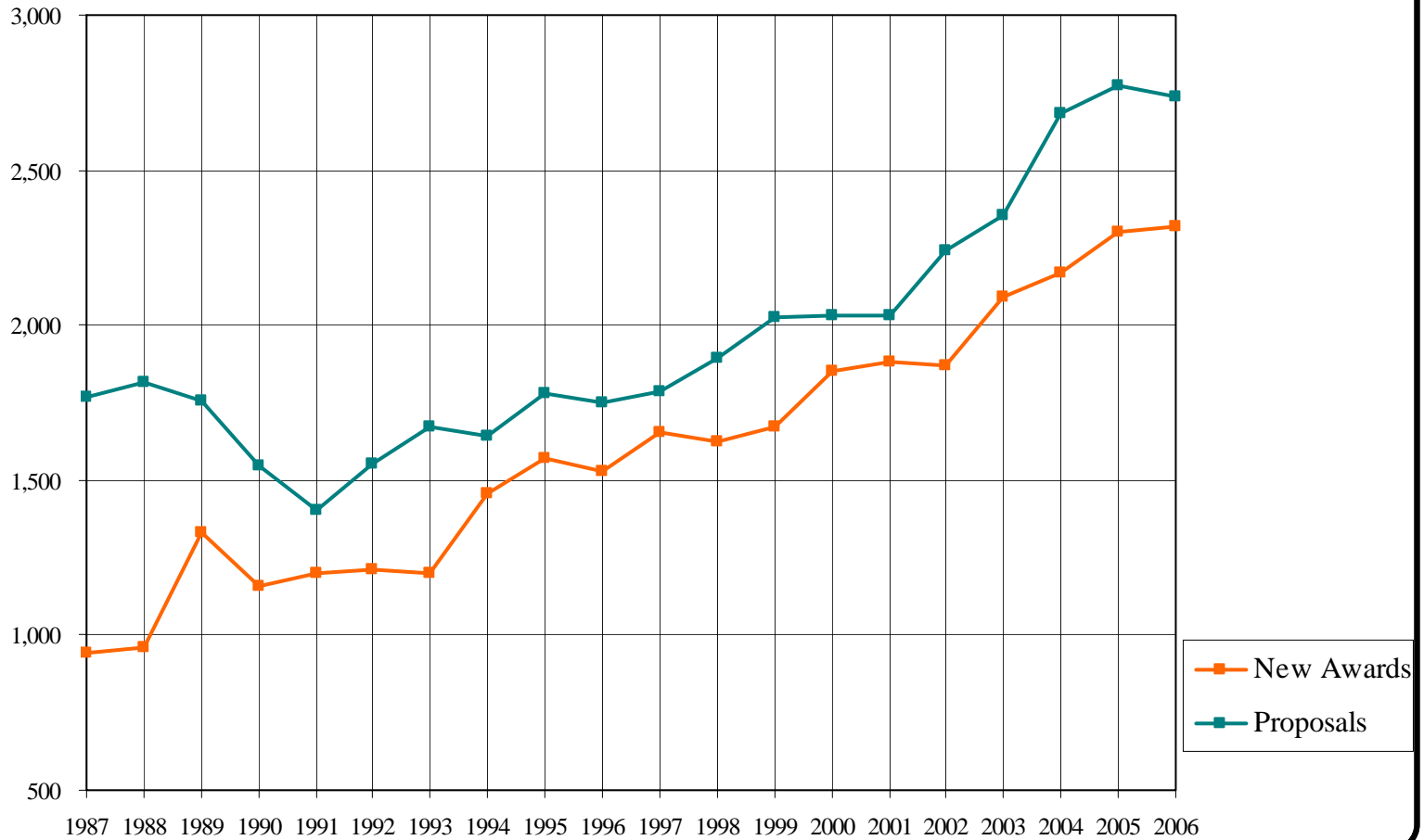
FY06 New Awards By Unit/Sponsor

<i>Funding Source</i>	<i>RI</i>	<i>GTRI</i>	<i>Total</i>
US Department of Defense	\$2,033,449	\$15,732,957	\$17,766,406
US Army	\$5,719,902	\$20,124,407	\$25,844,309
US Navy	\$8,391,822	\$9,632,865	\$18,024,687
US Air Force	\$9,022,396	\$35,930,133	\$44,952,529
NASA	\$14,095,069	\$273,451	\$14,368,520
NSF	\$45,813,017	\$0	\$45,813,017
DHHS	\$20,671,784	\$0	\$20,671,784
Industrial	\$35,017,834	\$22,777,248	\$57,795,081
State and Local			
Governments	\$6,203,751	\$1,982,756	\$8,186,507
Colleges and Universities	\$23,380,794	\$1,002,566	\$24,383,360
Indus Res Inst/FDNS	\$27,998,870	\$1,644,186	\$29,643,056
Misc/Others	\$34,699,593	\$3,574,763	\$38,274,356
<i>TOTAL</i>	\$233,048,281	\$112,675,331	\$345,723,612

FY06 New Sponsored Awards By College/Unit

<i>COLLEGE/UNIT</i>	FY05 Total	FY06 Total	% Incr/Decr
<i>GTRI</i>	\$119,761,955	\$112,675,331	-6%
<i>TOTAL R.I.</i>	\$237,468,948	\$233,048,281	-2%
Architecture	\$8,663,052	\$7,428,295	-14%
Computing	\$16,517,330	\$14,579,392	-12%
Science	\$42,858,023	\$43,347,741	1%
Engineering	\$112,682,188	\$120,699,682	7%
Ivan Allen	\$3,382,332	\$4,323,830	28%
Management	\$1,725,088	\$2,367,650	37%
IPST	\$10,667,198	\$2,566,529	-76%
Centers and Others	\$40,973,736	\$37,735,161	-8%
<i>TOTAL - GTRI & R.I.</i>	\$357,230,903	\$345,723,612	-3%

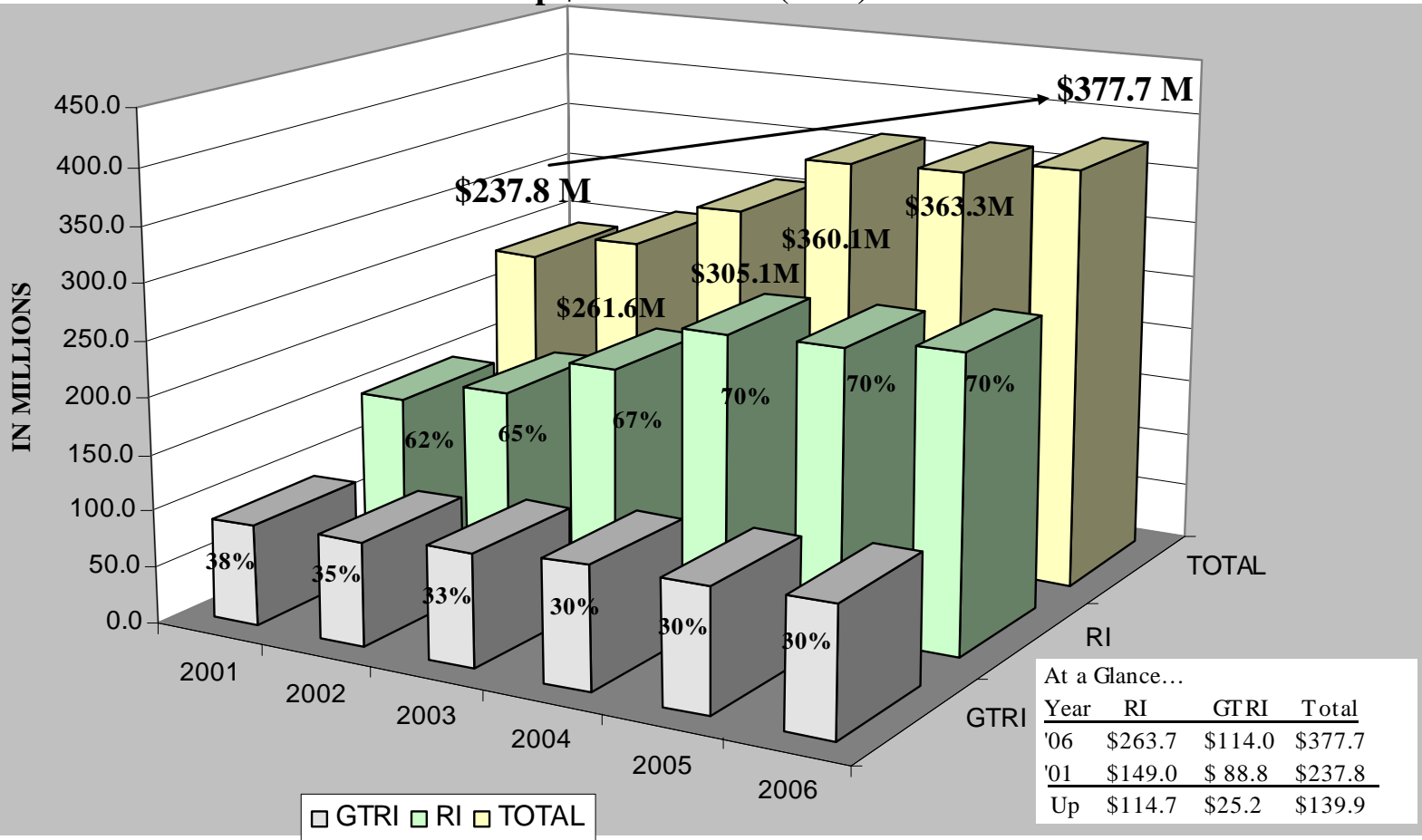
Number of New Awards and Proposals Fiscal Years 1987 through 2006



**SPONSORED PROGRAMS TOTAL COSTS
FISCAL YEAR 2006**

**GEORGIA INSTITUTE OF TECHNOLOGY
FY 06 ANNUAL REPORT
TREND ANALYSIS OF SPONSORED PROGRAM
TOTAL COSTS**

Costs are up \$139.9 Million (59%).....

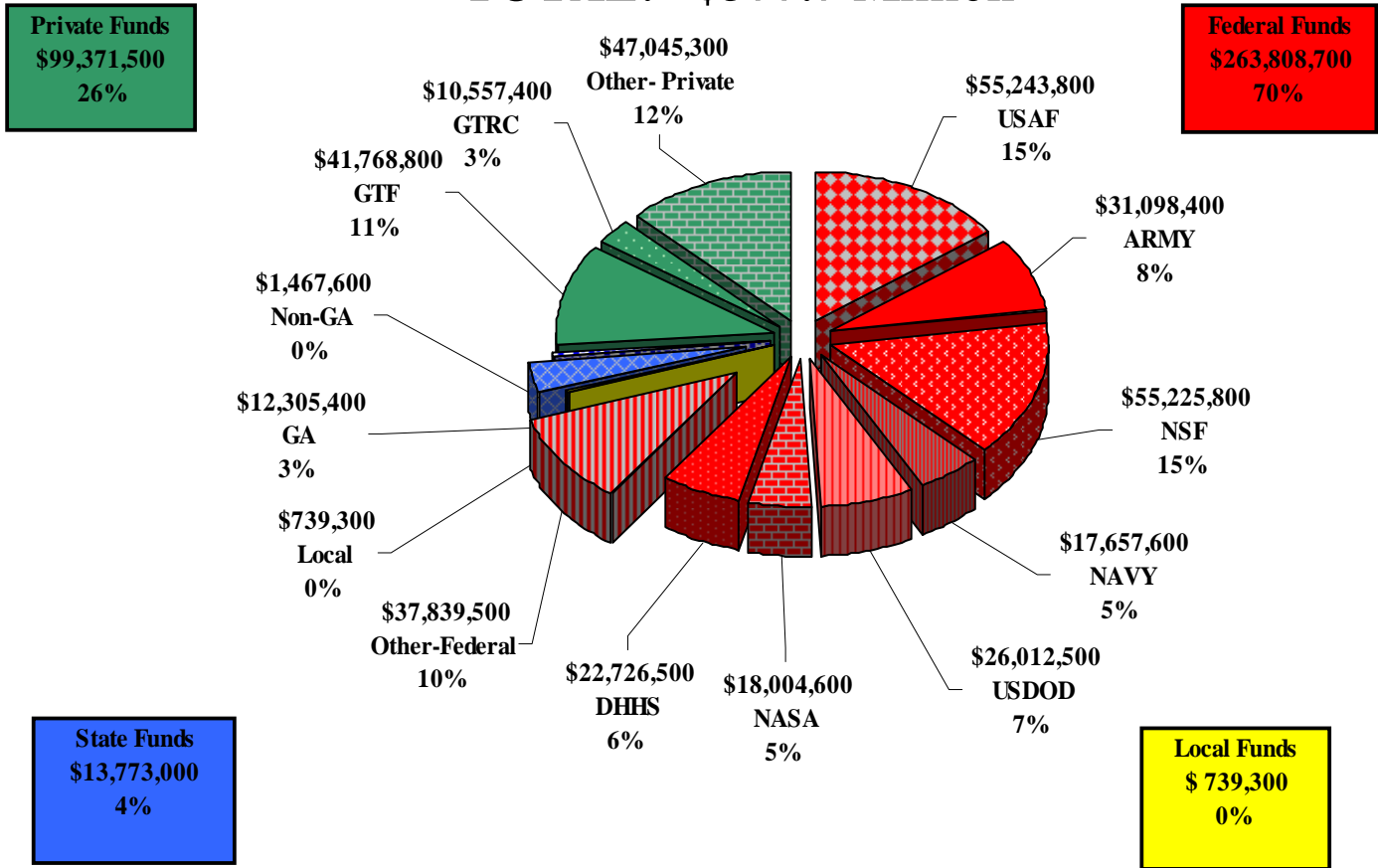


At a Glance...

Year	RI	GTRI	Total
'06	\$263.7	\$114.0	\$377.7
'01	\$149.0	\$88.8	\$237.8
Up	\$114.7	\$25.2	\$139.9

Sponsored Program Costs By Major Source FY06

TOTAL: \$377.7 Million

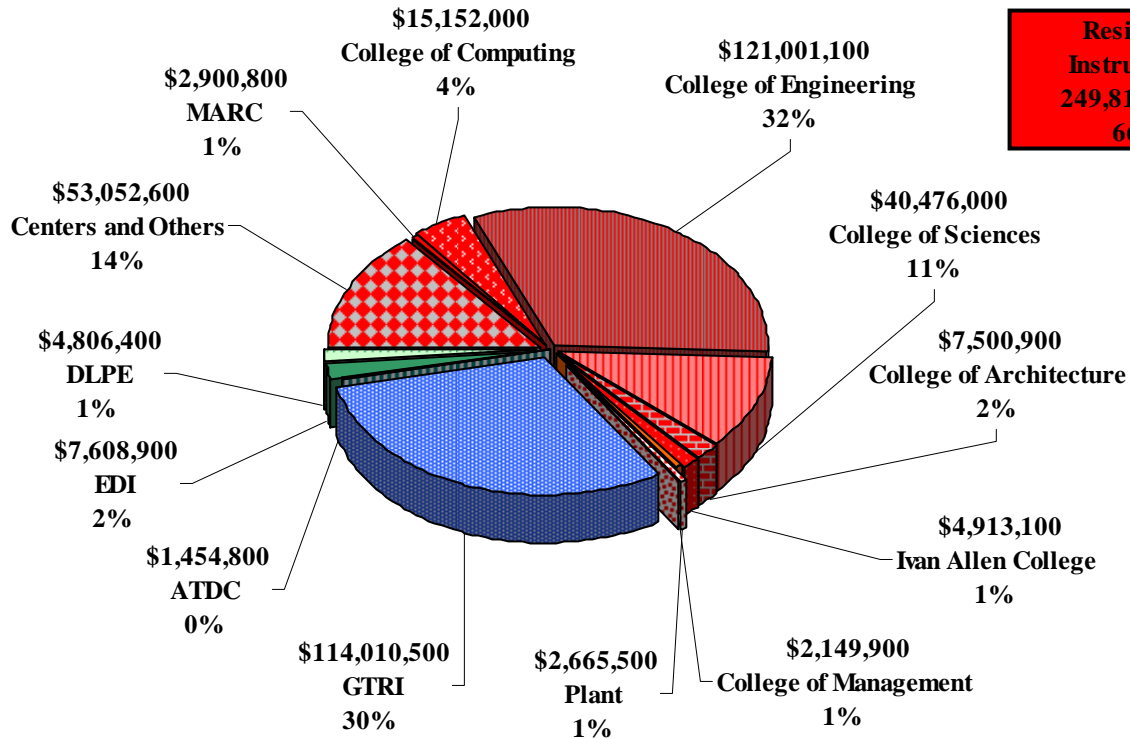


Sponsored Program Costs By College / Unit FY06

TOTAL: \$377.7 Million

Other Units
\$13,870,100
4%

Resident Instruction
249,811,900
66%



GTRI
\$114,010,500
30%

Sponsored Program Costs By Natural Classification FY06

<i>Classification</i>	<i>GTRI</i>		<i>RI</i>	
	<i>FY05</i>	<i>FY06</i>	<i>FY05</i>	<i>FY06</i>
Faculty Salaries	\$29,019,504	\$28,549,830	\$42,576,713	\$44,697,208
Staff Salaries	\$5,273,896	\$4,664,344	\$15,068,645	\$12,889,185
Graduate Asst Salaries	\$402,697	\$362,540	\$38,785,389	\$39,365,292
Other Salaries	\$7,460,459	\$7,660,498	\$3,883,307	\$3,739,449
Fringe Benefits	\$9,472,385	\$9,448,473	\$13,227,212	\$12,685,458
Tuition Remission	\$86,163	\$85,803	\$8,201,001	\$8,521,281
Supplies & Svcs (Trvl Incl)	\$19,397,305	\$22,496,003	\$85,019,896	\$91,623,985
Equipment	\$1,188,000	\$1,579,999	\$8,157,023	\$10,419,771 (1)
Sch/Fel	\$0	\$0	\$23,818,145	\$24,292,864 (2)
F&A Charges	\$37,293,422	\$39,163,034	\$38,822,649	\$39,740,343
<i>TOTAL</i>	\$109,593,831	\$114,010,524	\$277,559,981	\$287,974,836

Note (1) : Total excludes GTF projects for land and facilities in the amount of \$13,785,400

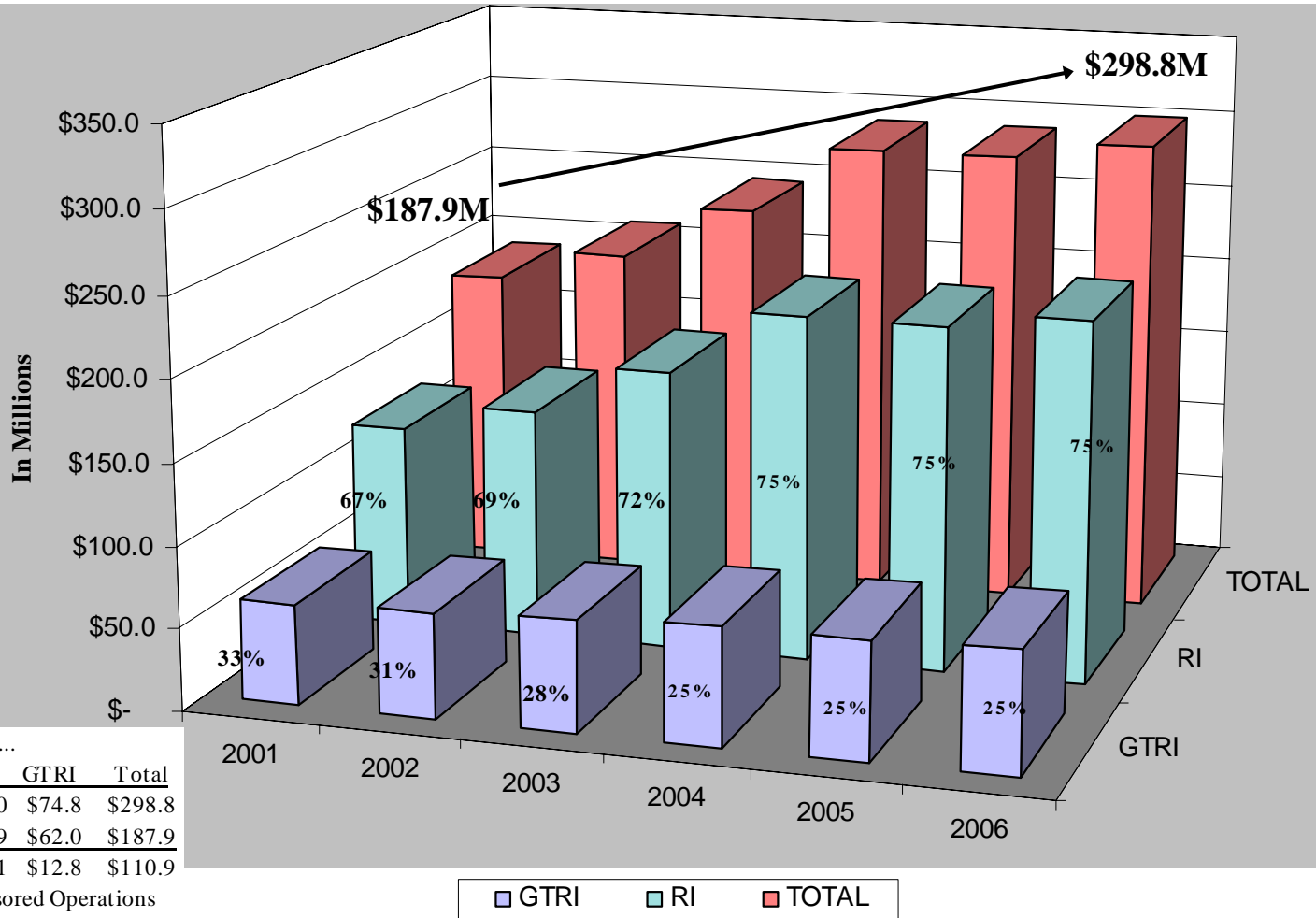
Note (2) : Sch/Fel amount does not include \$23,012,400 in Hope Scholarships

DIRECT COSTS
FISCAL YEAR 2006

**GEORGIA INSTITUTE OF TECHNOLOGY
FY 06 ANNUAL REPORT**

TREND ANALYSIS OF SPONSORED PROGRAMS DIRECT COSTS

Sparked by 78% RI growth, Institute Direct Costs are up \$111 Million (59%) ...



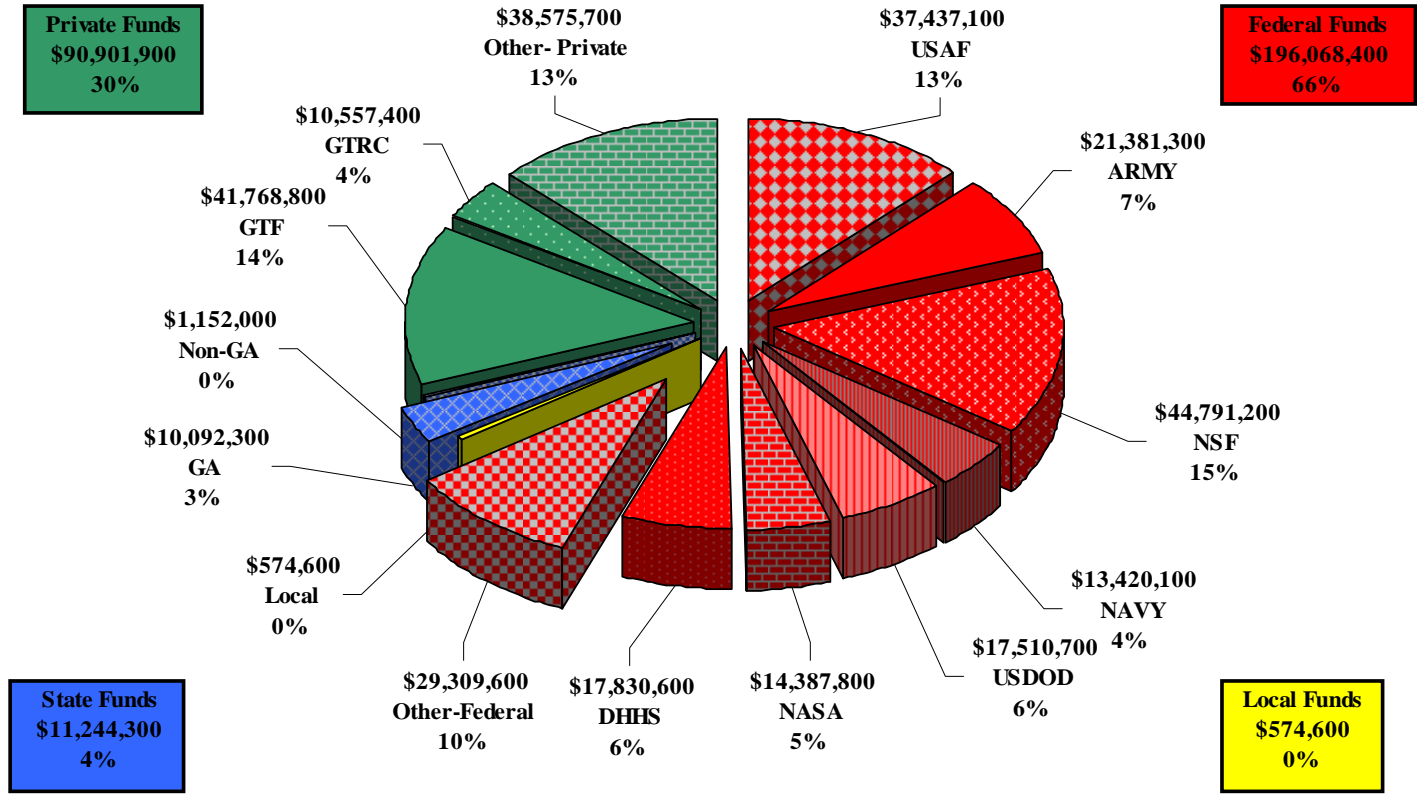
At a Glance...

Year	RI	GTRI	Total
'06	\$224.0	\$74.8	\$298.8
'01	\$125.9	\$62.0	\$187.9
Up	\$ 98.1	\$12.8	\$110.9

Total Sponsored Operations

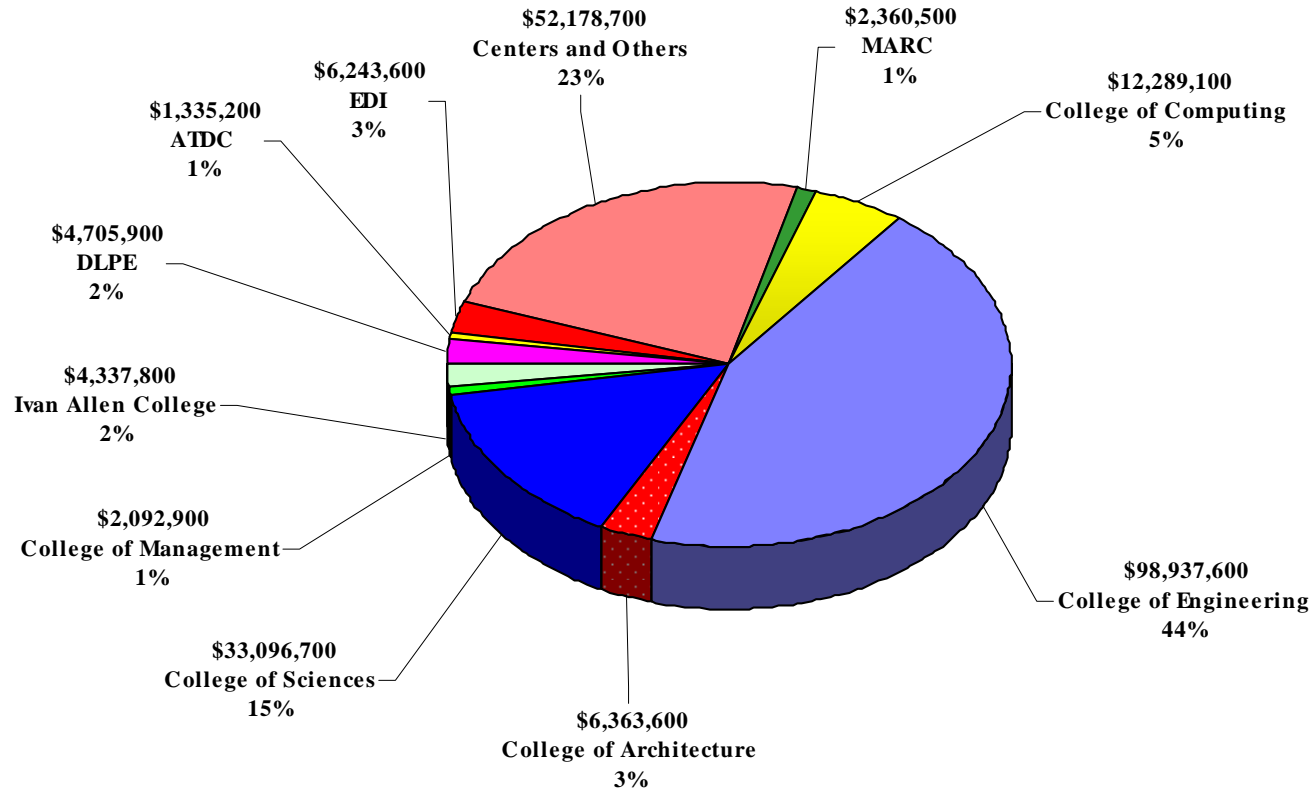
Sponsored Program By Major Source FY06 Direct Costs

TOTAL: \$298.8 Million



RESIDENT INSTRUCTION AND OTHER UNITS FY06 Direct Costs

Total: \$223,941,600

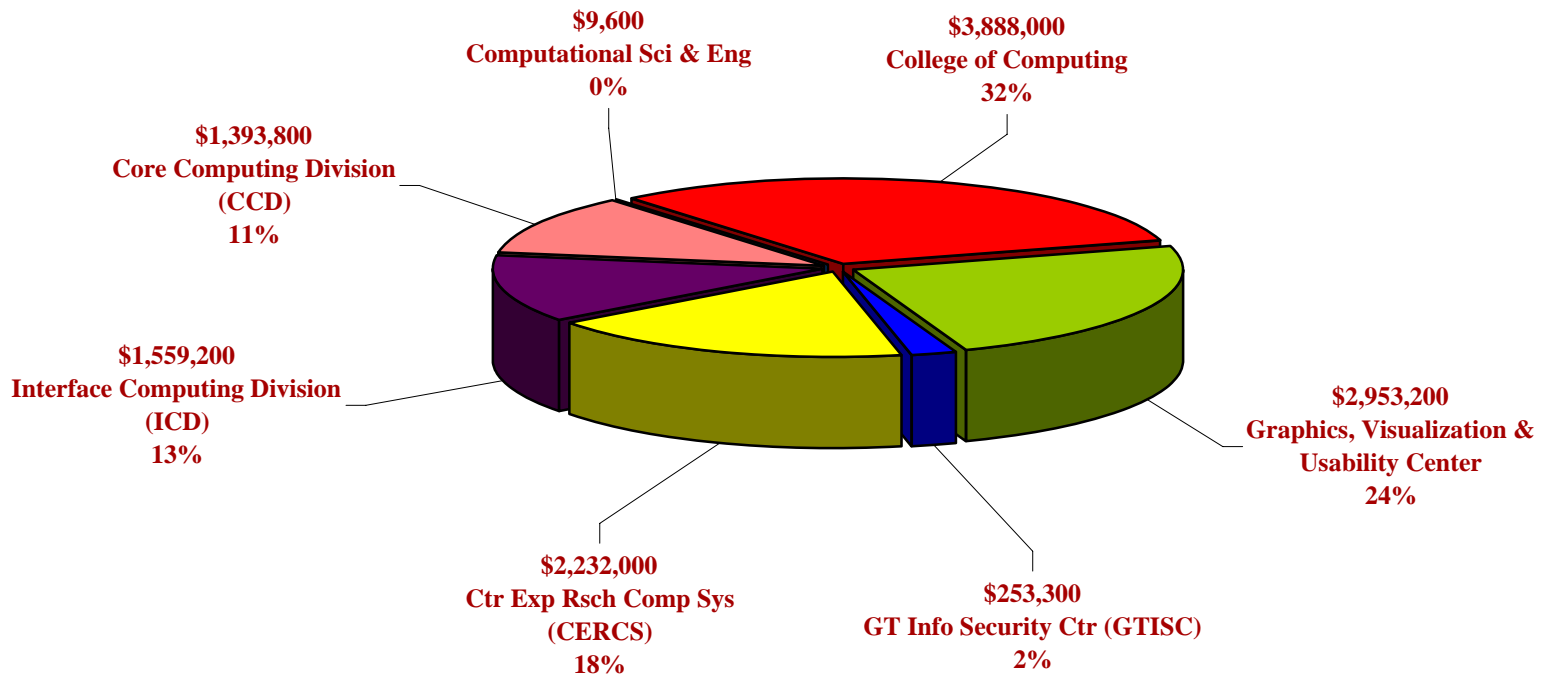


RESIDENT INSTRUCTION AND OTHER UNITS
FY06 Direct Costs

<i>COLLEGE/UNIT</i>	<i>FY05</i>	<i>FY06</i>	<i>% Incr/Decr</i>
Centers & Others	\$45,813,100	\$52,178,700	14%
MARC	\$1,997,700	\$2,360,500	18%
College of Computing	\$12,615,600	\$12,289,100	-3%
College of Engineering	\$100,758,800	\$98,937,600	-2%
College of Architecture	\$7,024,600	\$6,363,600	-9%
College of Sciences	\$30,477,900	\$33,096,700	9%
College of management	\$2,323,800	\$2,092,900	-10%
Ivan Allen College	\$3,991,900	\$4,337,800	9%
DLPE	\$3,817,100	\$4,705,900	23%
ATDC	\$800,900	\$1,335,200	67%
EDI	\$5,297,800	\$6,243,600	18%
<i>TOTAL</i>	\$214,919,200	\$223,941,600	0%

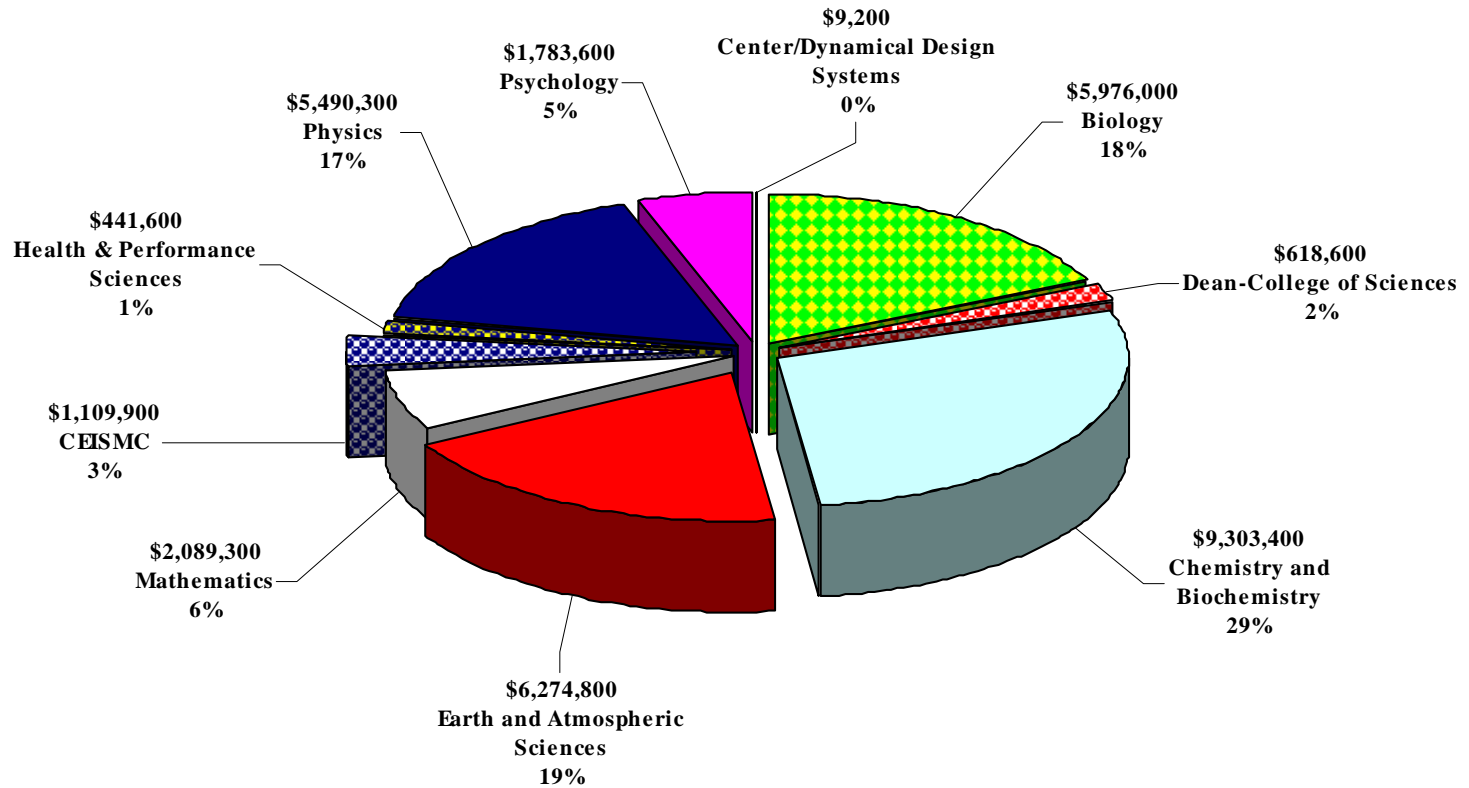
COLLEGE OF COMPUTING FY 06 Direct Costs

TOTAL: \$12,289,100



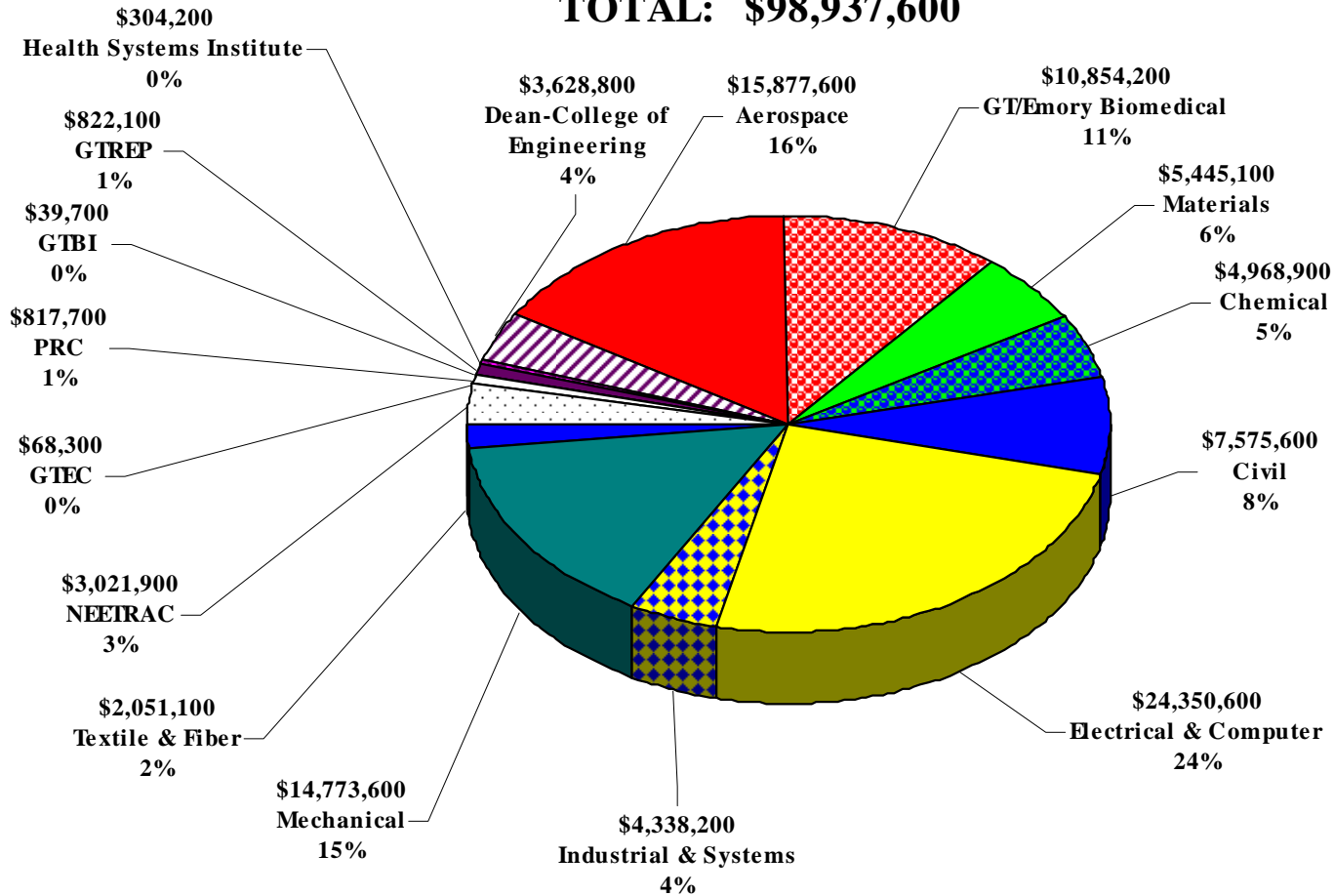
**COLLEGE OF SCIENCES
FY06 Direct Costs**

TOTAL: \$33,096,700



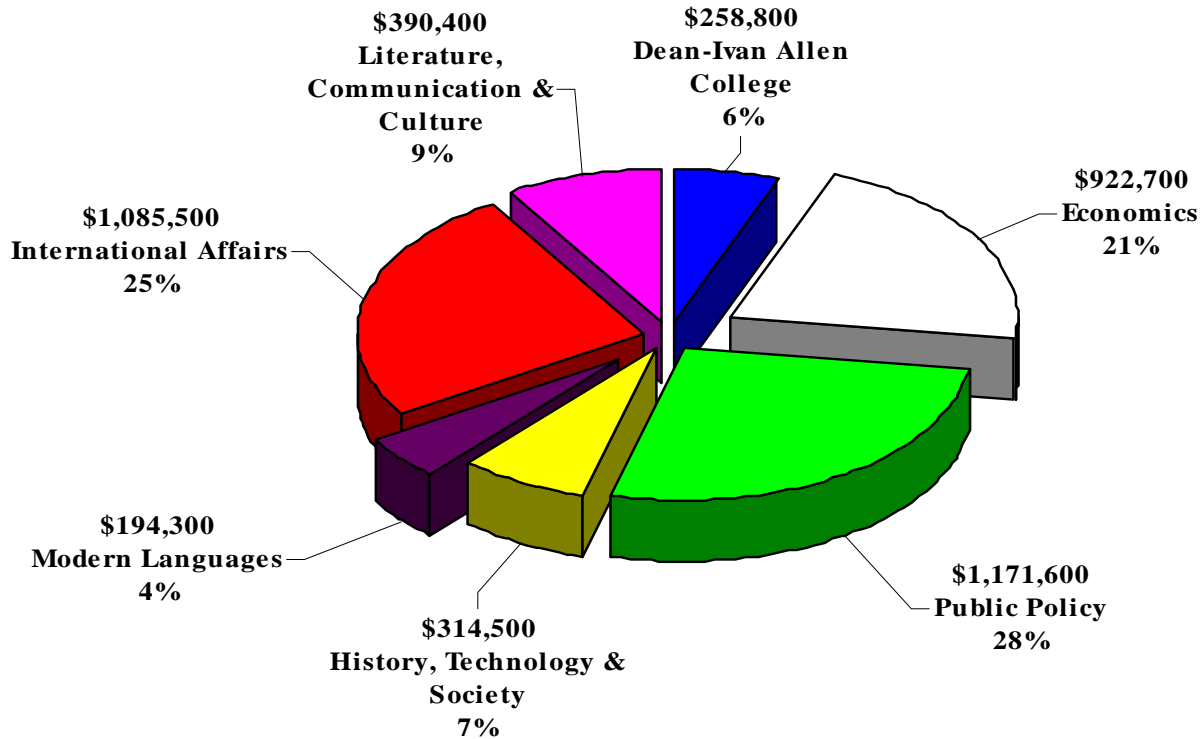
**COLLEGE OF ENGINEERING
FY06 Direct Costs**

TOTAL: \$98,937,600



**IVAN ALLEN COLLEGE
FY06 Direct Costs**

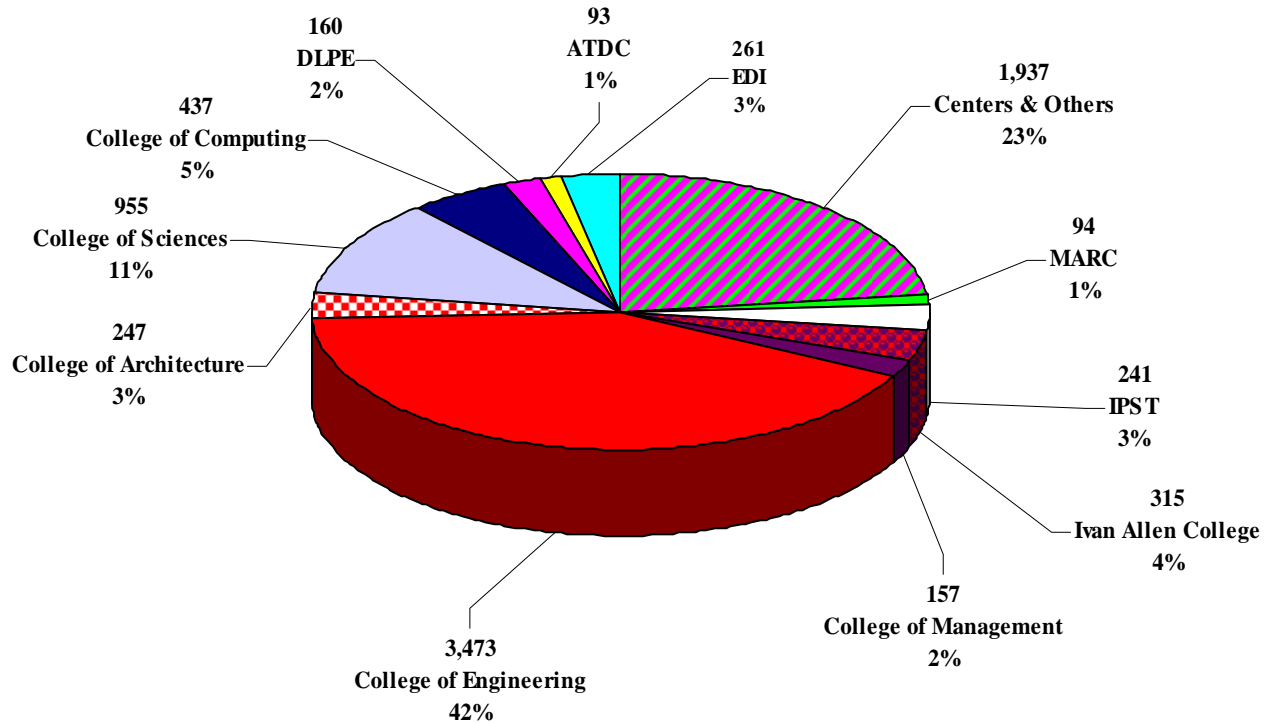
TOTAL: \$4,337,800



RESIDENT INSTRUCTION AND OTHER UNITS

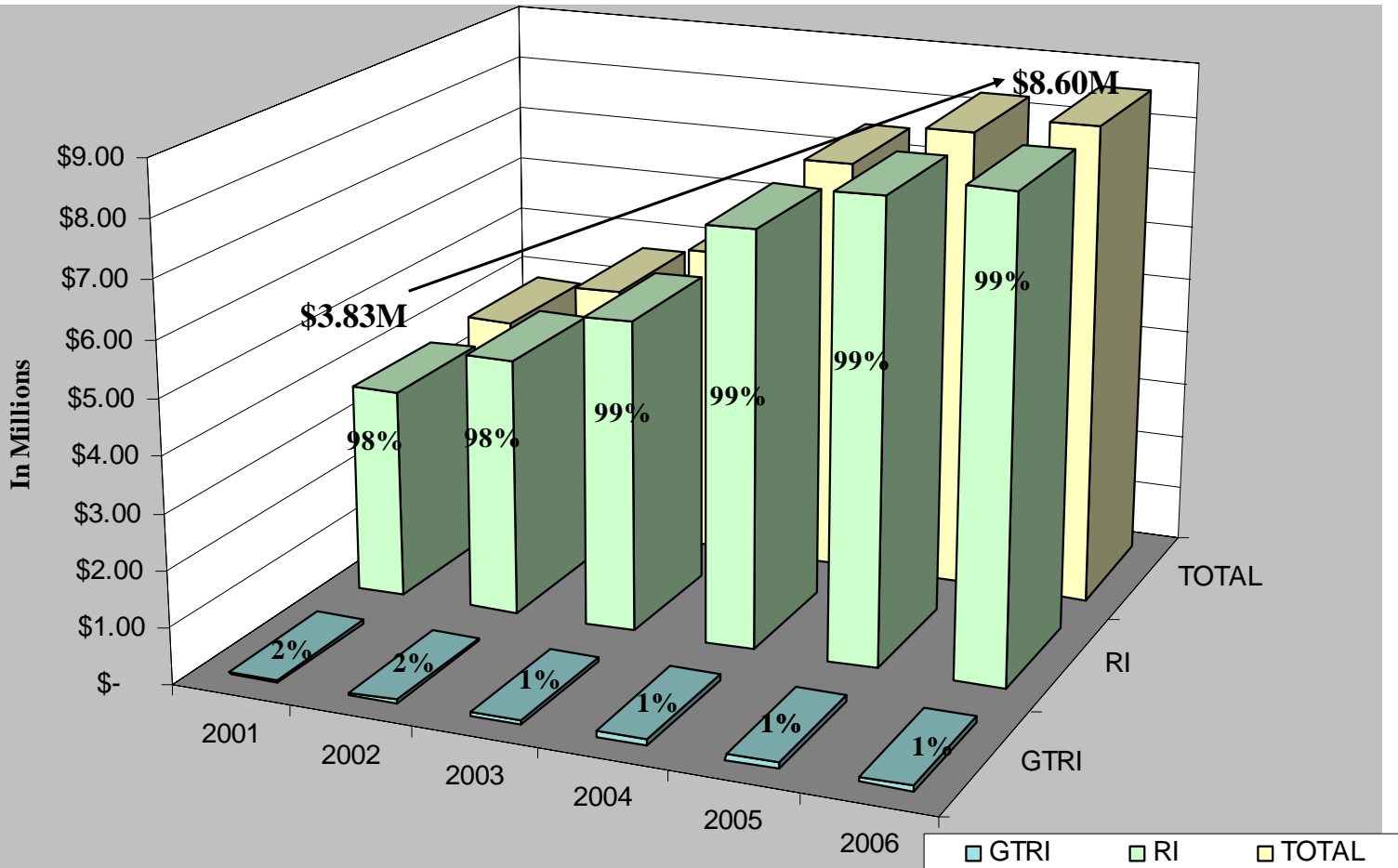
Number of Projects/Sub-projects as of June 30, 2006

TOTAL: 8,370*



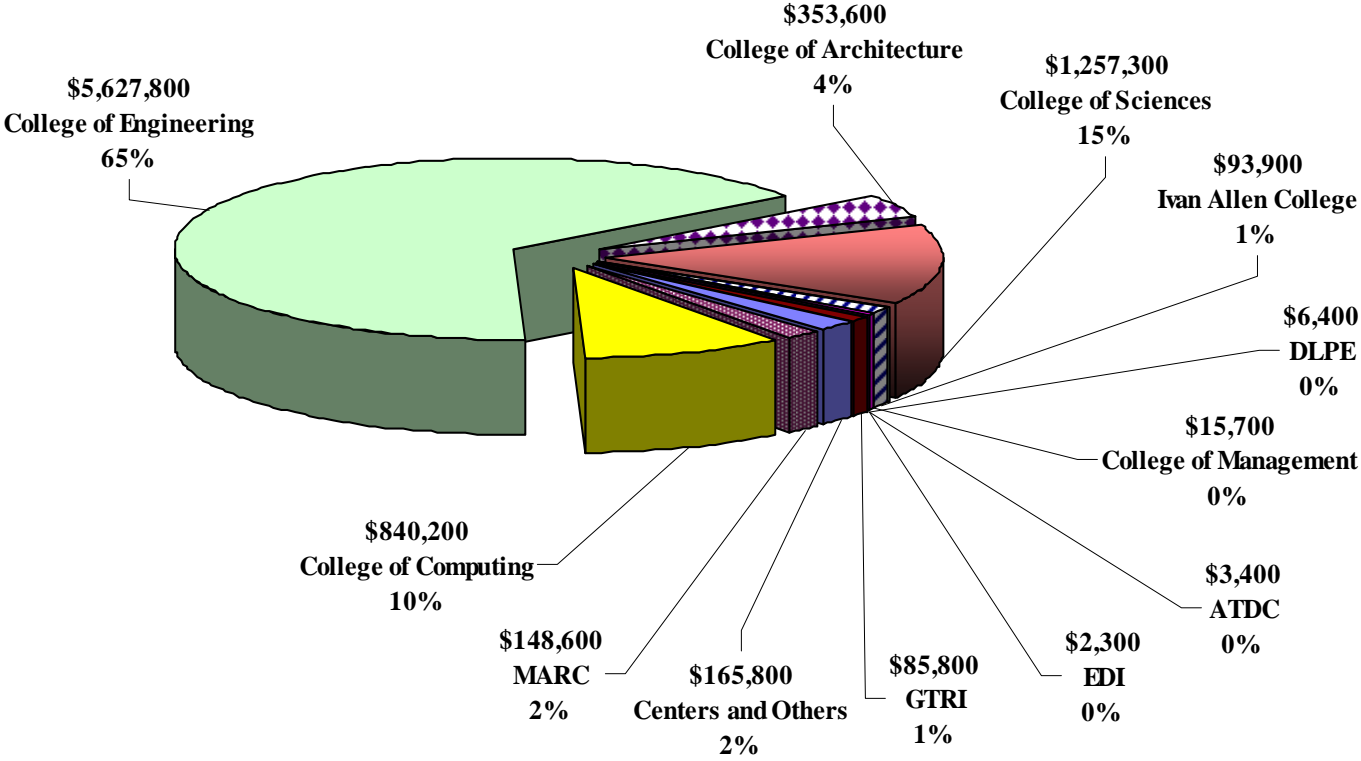
*Excludes Cost Sharing and Inactive Projects

**GEORGIA INSTITUTE OF TECHNOLOGY
 FY 06 ANNUAL REPORT
 TREND ANALYSIS OF GRADUATE STUDENT TUITION REMISSION
 RECOVERIES**



FY06 Graduate Student Tuition Remission Recoveries

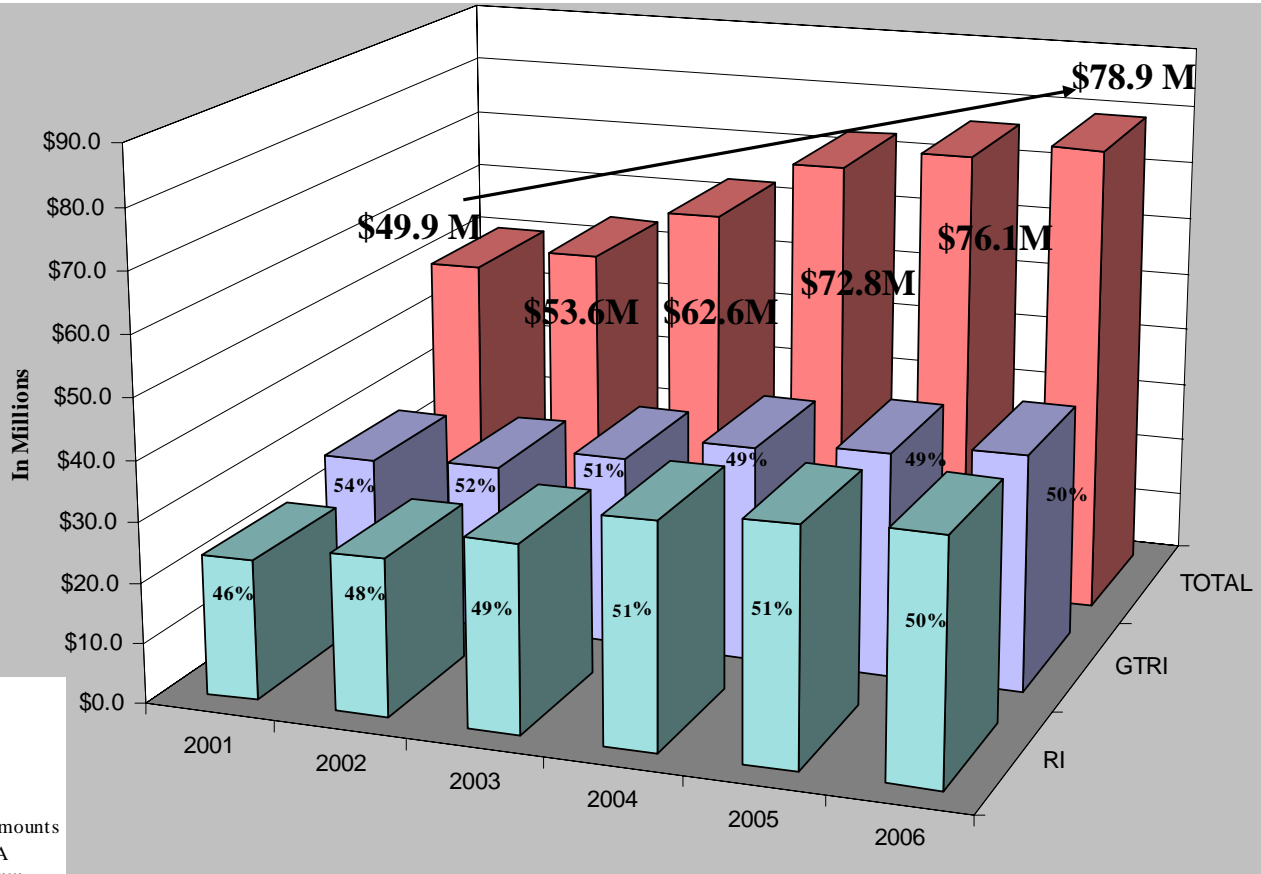
TOTAL: \$8,600,800



**FACILITIES AND ADMINISTRATIVE COST RECOVERIES
FISCAL YEAR 2006**

**GEORGIA INSTITUTE OF TECHNOLOGY
FY 06 ANNUAL REPORT
TREND ANALYSIS OF SPONSORED PROGRAMS FACILITIES & ADMINISTRATIVE COST RECOVERIES**

Institute portion of Facilities & Administrative Cost Recoveries are up \$29 Million (58%)...



At a Glance...

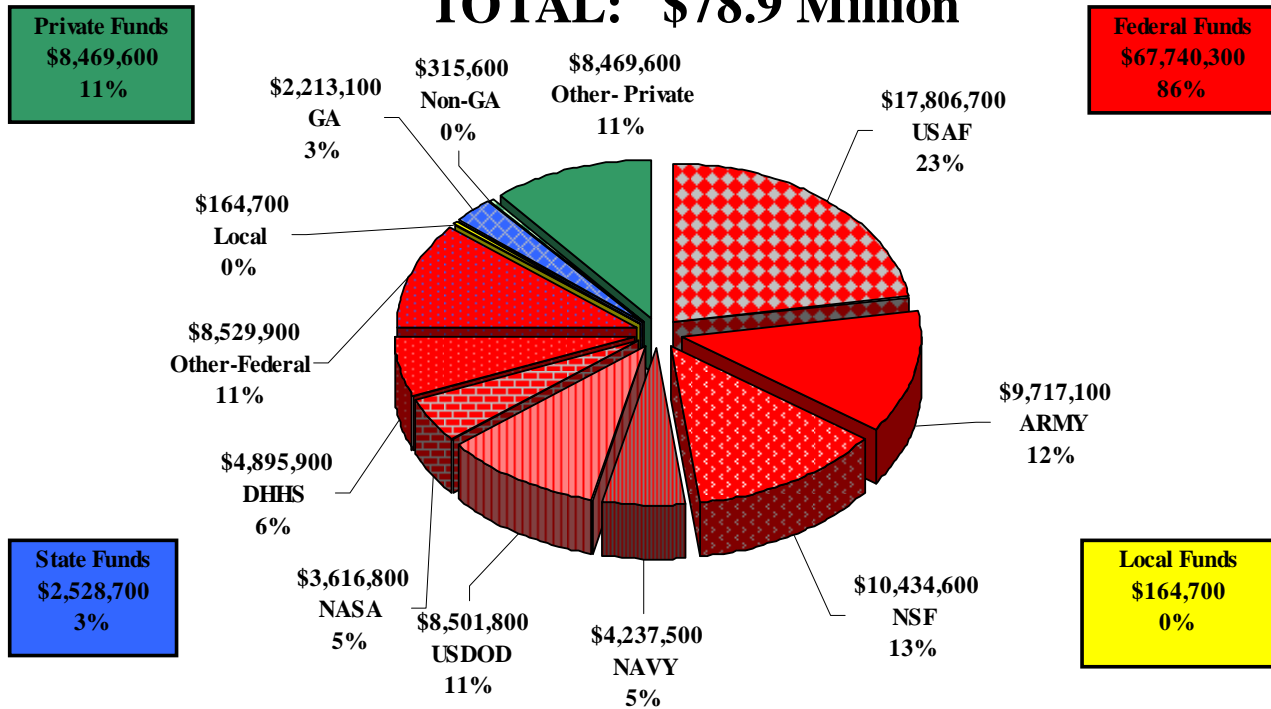
Year	RI*	GTRI	Total
'06	\$39.7	\$39.2	\$78.9
'01	\$23.1	\$26.8	\$49.9
Up	\$16.6	\$12.3	\$29.0

* FY 06 RI & Other Unit amounts exclude GTRC/GT ARC F&A cost Recoveries of \$21.3 Million



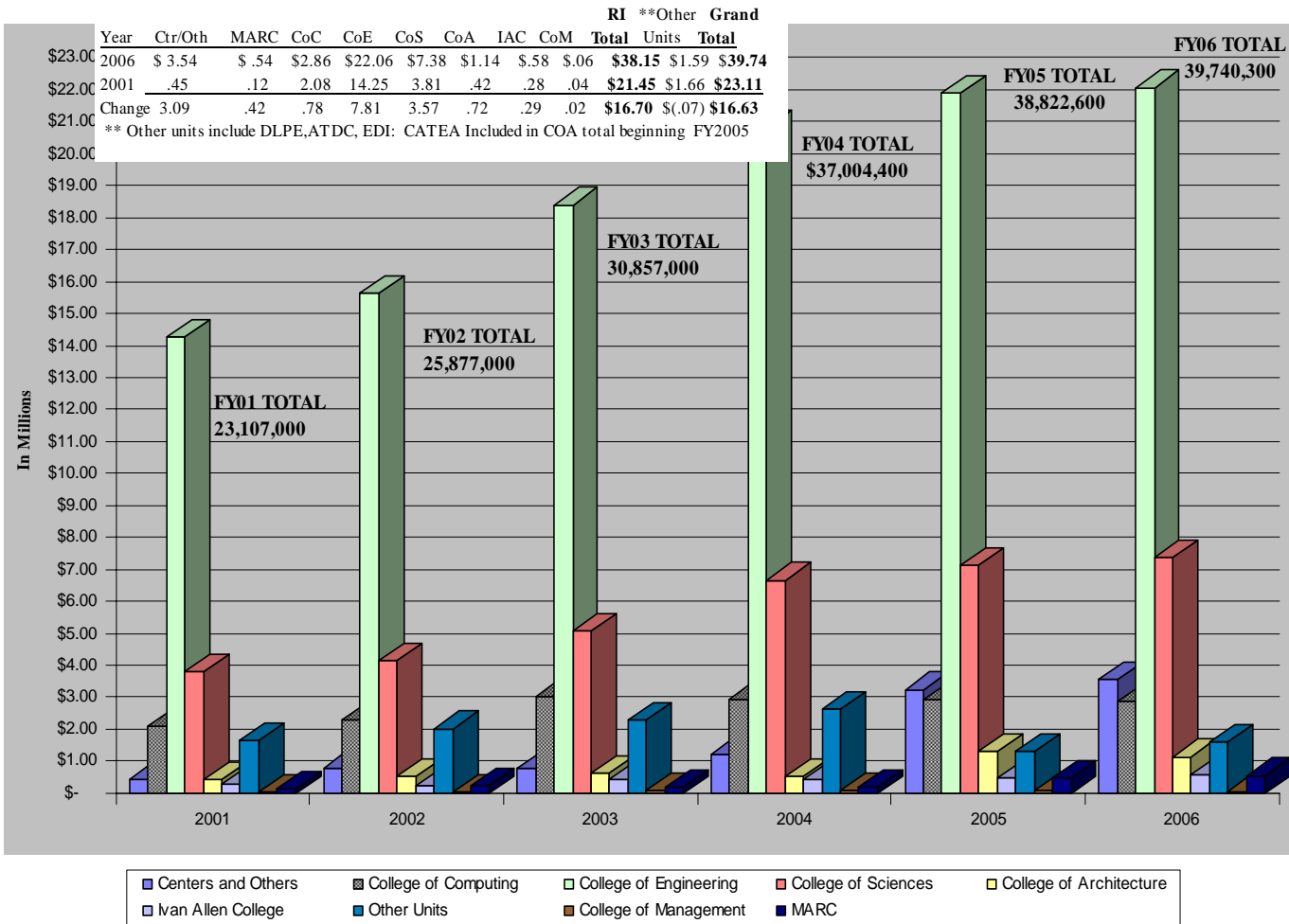
Sponsored Program By Major Source FY06 Facilities & Administrative Cost Recoveries

TOTAL: \$78.9 Million



GEORGIA INSTITUTE OF TECHNOLOGY
FY06 ANNUAL REPORT
TREND ANALYSIS OF RI FACILITIES AND ADMINISTRATIVE COST RECOVERIES
GIT's growth fueled by \$7.8 Million (55%) rise in College of Engineering Recoveries

At a Glance...



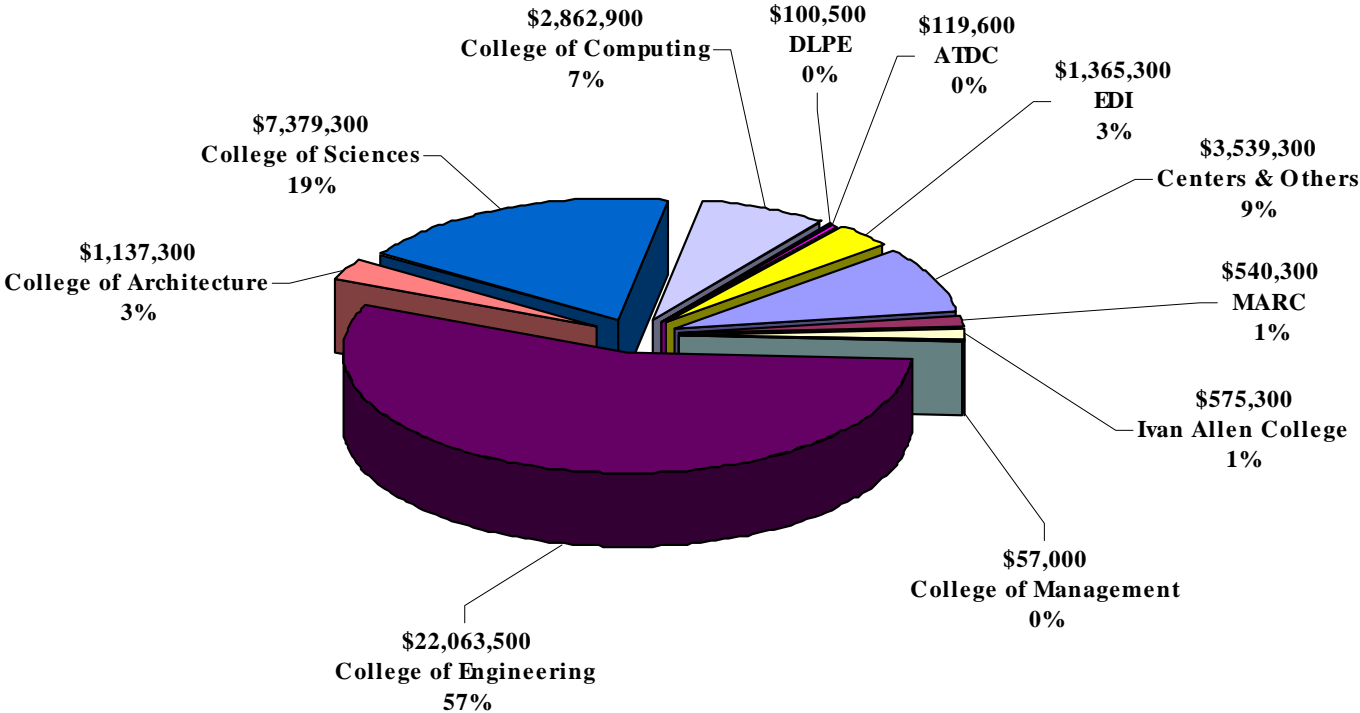
**GEORGIA INSTITUTE OF TECHNOLOGY
FY 06 ANNUAL REPORT
5 YEAR RI FACILITIES AND ADMINISTRATIVE RATES**

<i>Activity</i>	<i>FY 2002</i>	<i>FY 2003</i>	<i>FY 2004</i>	<i>FY 2005</i>	<i>FY 2006</i>
Research					
Capped	49.7%	49.2%	49.4%	49.4%	49.4%
Uncapped (DoD Contracts)	52.1%	51.8%	51.2%	51.2%	51.2%
Other Sponsored					
	33.5%	34.9%	37.8%	37.8%	36.3%
Instruction					
	44.7%	44.6%	44.8%	44.8%	44.8%
Industrial (Non-Government) (1)					
	55.3%	52.3%	53.7%	53.7%	53.7%

(1) Industrial Rates based on rate study. But not approved by ONR

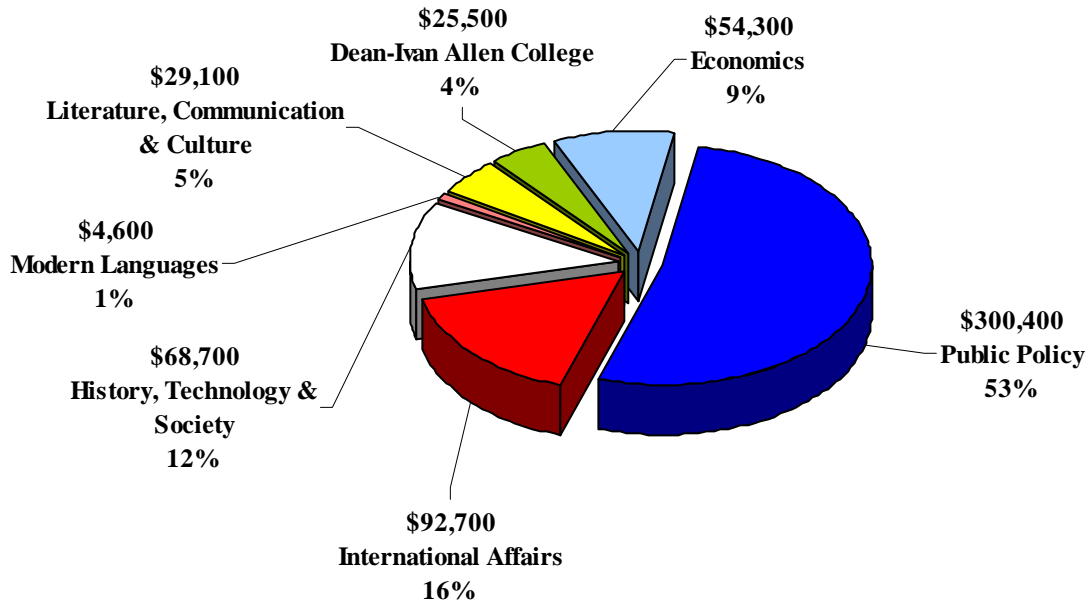
**RESIDENT INSTRUCTION AND OTHER UNITS
FY06 Facilities & Administrative Cost Recoveries**

TOTAL: \$39,740,300



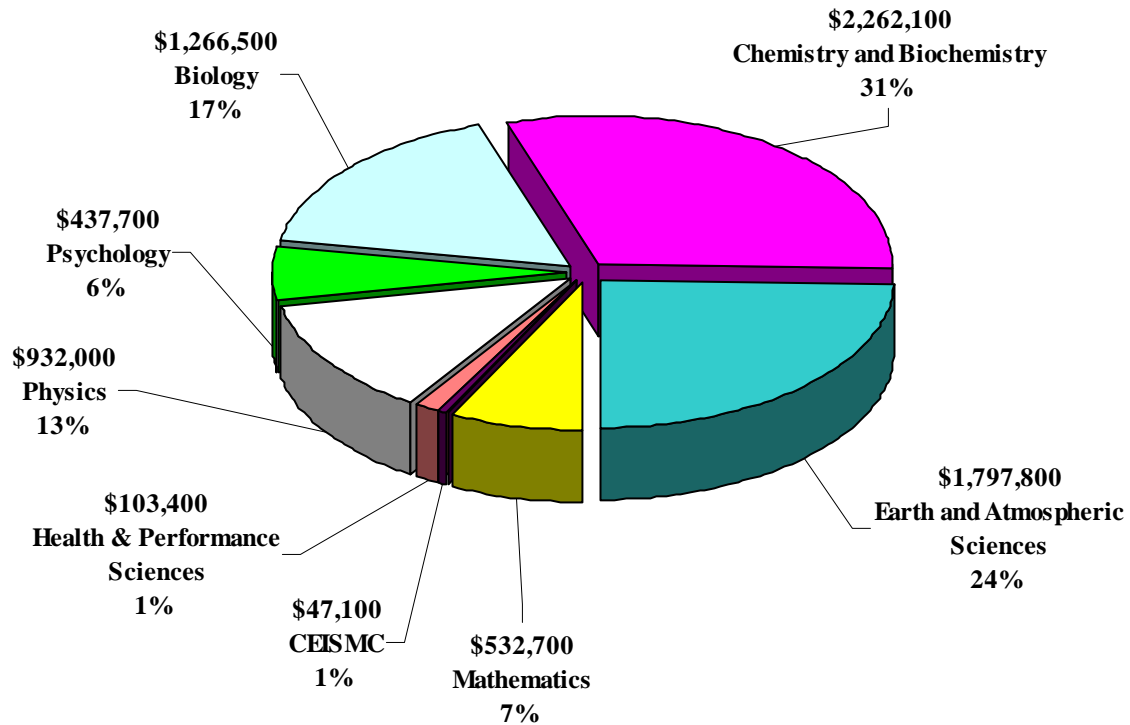
IVAN ALLEN COLLEGE
FY06 Facilities & Administrative Cost Recoveries

TOTAL: \$575,300



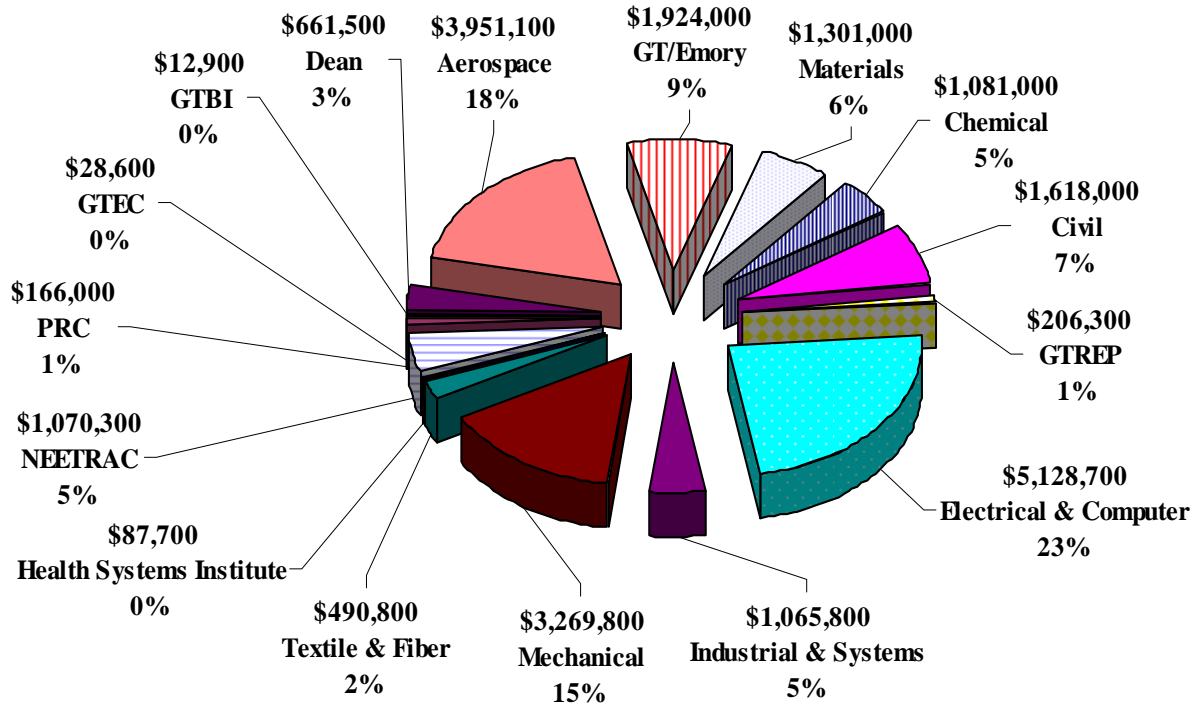
COLLEGE OF SCIENCES
FY06 Facilities & Administrative Cost Recoveries

TOTAL: \$7,379,300



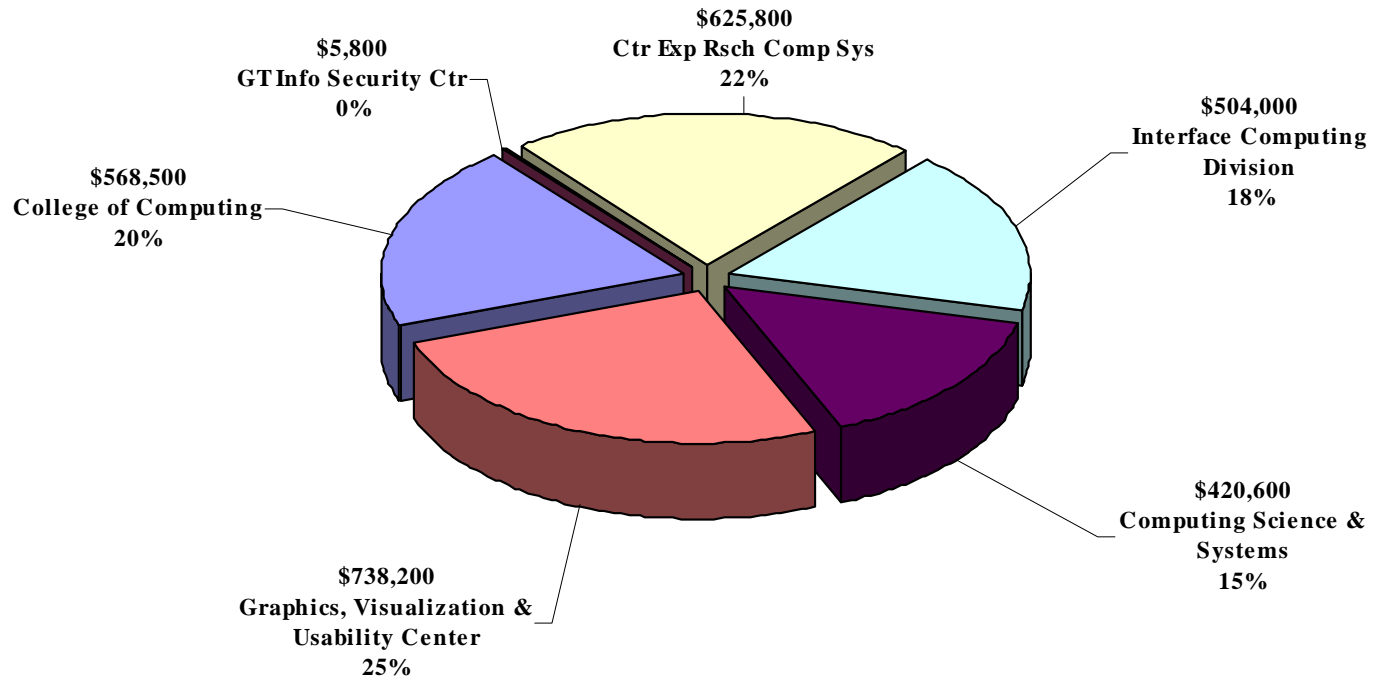
**COLLEGE OF ENGINEERING
FY06 Facilities & Administrative Cost Recoveries**

TOTAL: \$22,063,500



COLLEGE OF COMPUTING
FY06 Facilities & Administrative Cost Recoveries

TOTAL: \$2,862,900



GEORGIA INSTITUTE OF TECHNOLOGY

Reporting Context

FY 2006

Sponsored Program Expenditures			Research Expenditures		
Research	Direct	\$ 241,489,972	Sponsor Funded	Direct	\$ 241,489,972
	Indirect *	76,261,843			
	Total	<u>317,751,815</u>			
Other Sponsored	Direct	57,299,147	Institute Funded Research		
	Indirect	2,641,534	Resident Instruction		
	Total *	<u>59,940,681</u>	Architecture	1,253,882	
	Total Sponsored	<u>377,692,496</u>	Computing	2,515,701	
Scholarships & Fellowships		47,305,234	Engineering	36,959,034	
			Sciences	15,770,761	
Total	Direct	346,094,353	Ivan Allen	373,006	
	F&A Costs*	78,903,377	Management	197,380	
	Total	<u>\$ 424,997,730</u>	GA Electronic Design Center	835,949	
			Other Centers**	<u>20,605,334</u>	
			Total RI	<u>78,511,046</u>	
			GTRI	51,089,469	
			DLPE	-	
			CATEA	780,998	
			ATDC	-	
			EDI	<u>3,012,058</u>	
			Total Institute Sponsored	<u>133,393,571</u>	
			Total Research	<u>\$ 374,883,543</u>	

* Excludes GTRC/GTARC Indirect Collections of \$21,346,400 and GTF projects for land and facilities in the amount of \$13,785,400

** Includes Georgia Research Alliance and Research Support. Lottery funds distributed to departments/units.