



Georgia Institute of Technology®

FY 2019 ANNUAL REPORT OF SPONSORED PROGRAM ACTIVITY

September 30, 2019
Prepared by the Office of Grants and Contracts



GEORGIA INSTITUTE OF TECHNOLOGY FY19 ANNUAL REPORT OF SPONSORED PROGRAM ACTIVITY

TABLE OF CONTENTS

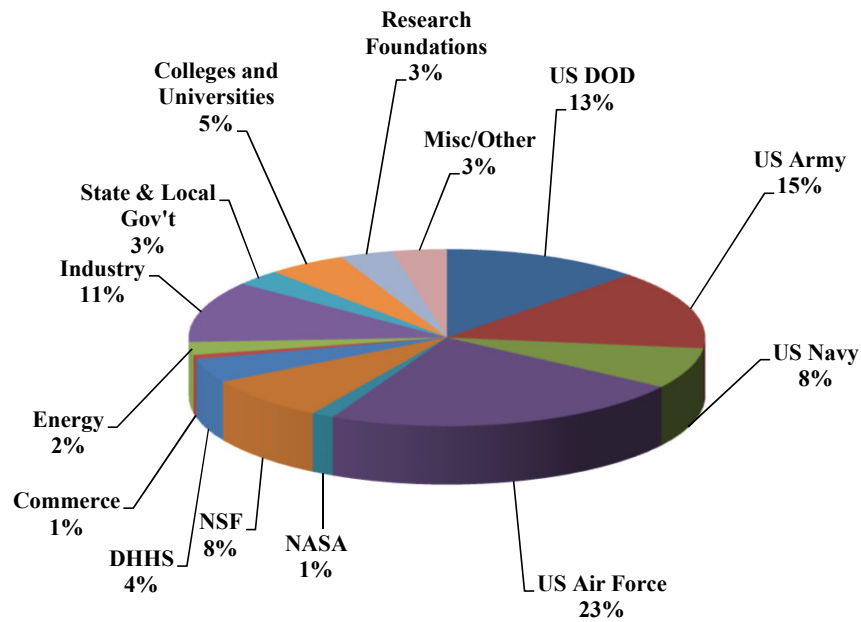
	Page
NEW SPONSORED PROGRAM AWARDS	
FY18 - FY19 New Sponsored Program Awards by Funding Source	1
Trend Analysis of New Sponsored Program Awards by Value	2
FY19 New Sponsored Program Awards by College/Unit	3
Trend Analysis of Submitted Proposals and New Sponsored Awards	4
SPONSORED PROGRAMS TOTAL COSTS	
Trend Analysis of Sponsored Programs Total Costs	5
Sponsored Programs Costs by Major Source	6
Sponsored Programs Costs by College/Unit	7
Sponsored Program Costs by Natural Classification	8
SPONSORED PROGRAMS DIRECT COSTS	
Trend Analysis of Sponsored Programs Direct Costs	9
Sponsored Programs Direct Costs by Major Source	10
Resident Instruction - FY19 Sponsored Direct Costs by College/Unit	11
College of Computing - FY19 Sponsored Direct Costs	12
College of Sciences - FY19 Sponsored Direct Costs	13
College of Engineering - FY19 Sponsored Direct Costs	14
Ivan Allen College - FY19 Sponsored Direct Costs	15
Trend Analysis of Graduate Student Tuition Remission Recoveries	16
Graduate Student Tuition Remission Recoveries - FY19	17
SPONSORED PROGRAMS FACILITIES & ADMINISTRATIVE COST RECOVERIES	
Trend Analysis of Sponsored Programs Facilities & Administrative Cost Recoveries	18
Sponsored Programs Facilities & Administrative Costs by Major Source	19
Resident Instruction - FY19 Facilities & Administrative Cost Recoveries by College/Unit	20
College of Computing - FY19 Facilities & Administrative Cost Recoveries	21
College of Sciences - FY19 Facilities & Administrative Cost Recoveries	22
College of Engineering - FY19 Facilities & Administrative Cost Recoveries	23
Ivan Allen College - FY19 Facilities & Administrative Cost Recoveries	24
Reporting Context - Expenditures for Sponsored Programs, Sponsored Research, and Total Research	25

**NEW SPONSORED
PROGRAM AWARDS FISCAL
YEAR 2019**

GEORGIA INSTITUTE OF TECHNOLOGY

FY 2019 ANNUAL REPORT

New Awards by Sponsor



<i>(Millions)</i>	<i>FY18 Total</i>	<i>FY19 Total</i>	<i>% Incr/Decr</i>
US DOD	\$112.4	\$130.5	16%
US Army	\$63.6	\$152.5	140%
US Navy	\$58.0	\$78.5	35%
US Air Force	\$218.5	\$239.9	10%
NASA	\$10.6	\$14.7	39%
NSF	\$73.3	\$84.0	15%
DHHS (NIH)	\$44.7	\$46.2	3%
Commerce	\$5.4	\$8.1	50%
Energy	\$12.3	\$24.5	99%
Industry	\$124.5	\$117.8	-5%
State and Local Gov't	\$15.8	\$30.7	94%
Colleges and Universities	\$40.0	\$51.9	30%
Research Foundations	\$49.6	\$34.8	-30%
Misc/Other	\$22.9	\$36.0	57%
TOTAL	\$851.6	\$1,050.1	23%

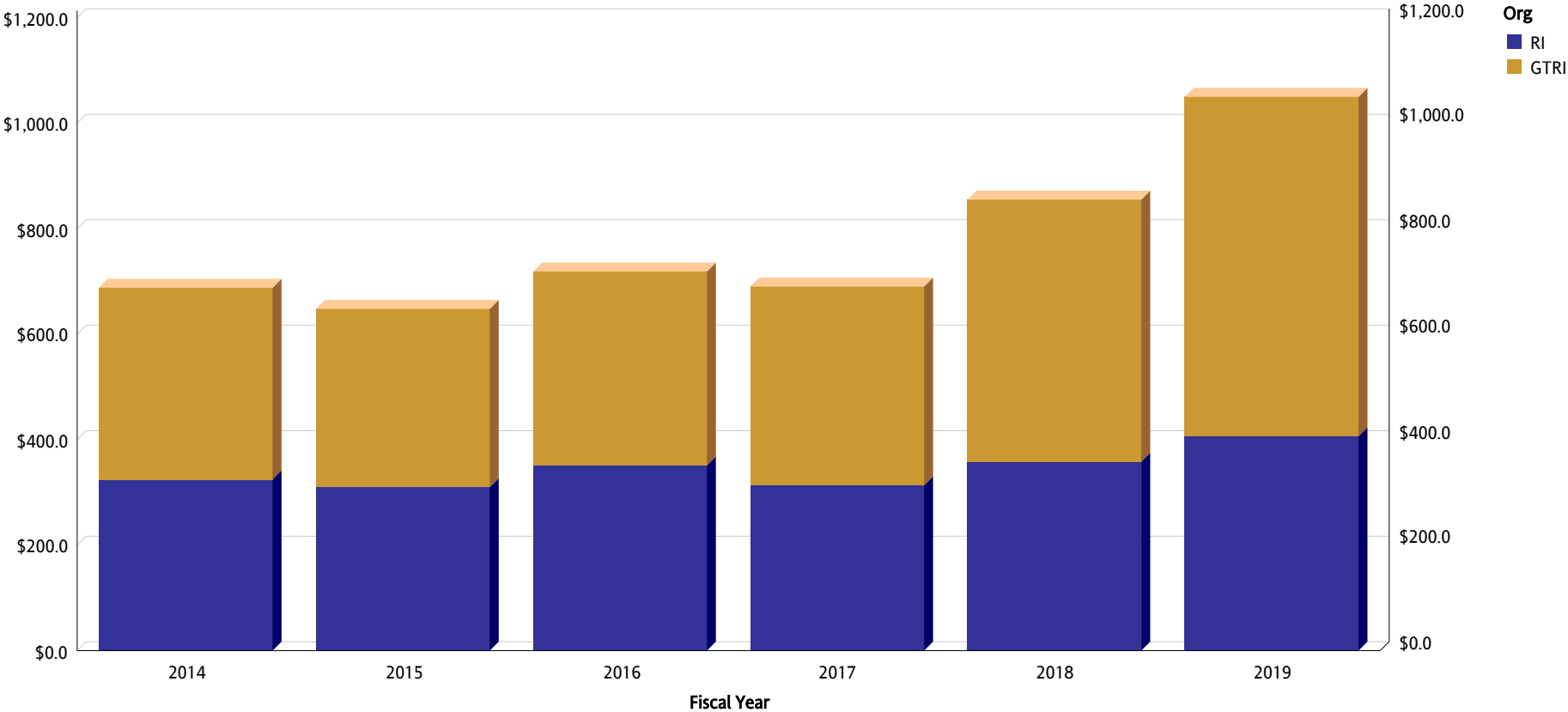
1) Based on OSP Funds Report (CA8080)

GEORGIA INSTITUTE OF TECHNOLOGY

FY 2019 ANNUAL REPORT

Trend Analysis of New Awards by Value

FY 2014 - 2019



(Millions)	2014	2015	2016	2017	2018	2019
GTRI	\$363.3	\$338.2	\$367.5	\$377.0	\$497.1	\$643.4
RI	\$324.9	\$310.0	\$351.4	\$313.4	\$354.5	\$406.7
Total	\$688.2	\$648.2	\$718.9	\$690.4	\$851.6	\$1,050.1

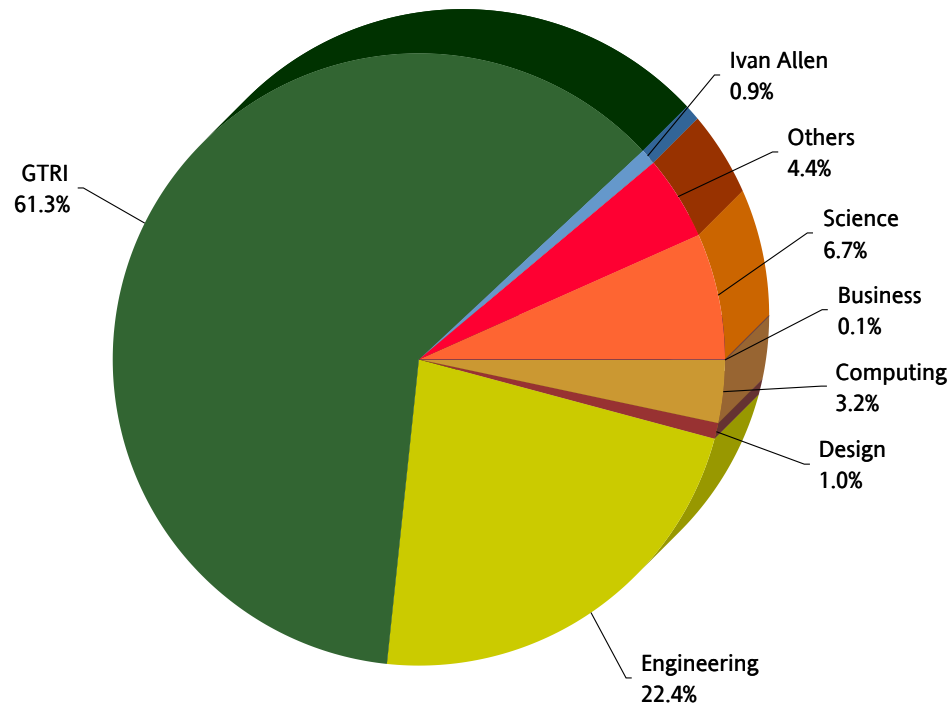
1) Data per Cognos Contractual Package Metatables

GEORGIA INSTITUTE OF TECHNOLOGY

FY 2019 ANNUAL REPORT

FY 2019 New Awards by College/Unit

Total \$1050.1 Million



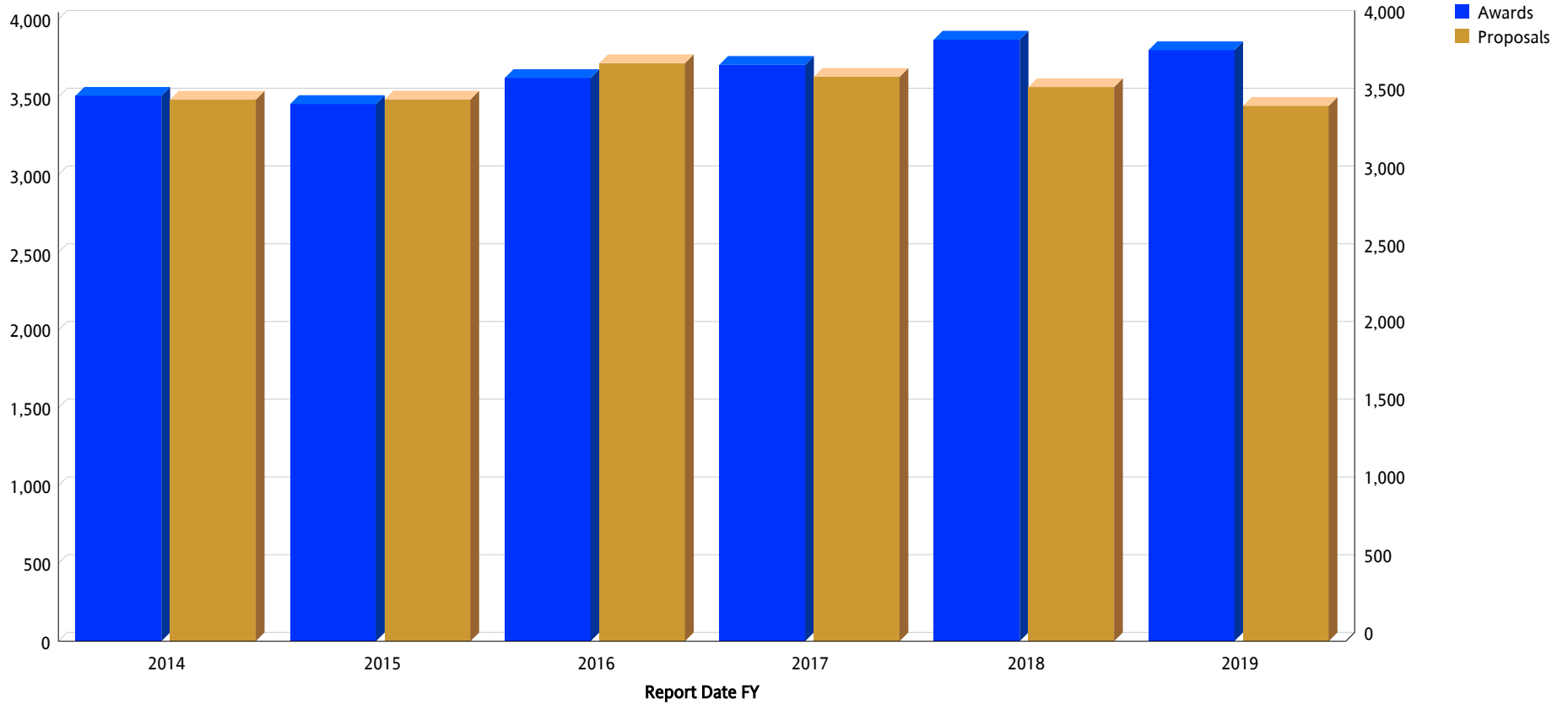
(Millions)	Business	Computing	Design	Engineering	GTRI	Ivan Allen	Others	Science	Total
	\$0.6	\$34.1	\$10.3	\$235.5	\$643.4	\$9.5	\$46.0	\$70.7	\$1,050.1

GEORGIA INSTITUTE OF TECHNOLOGY

FY 2019 ANNUAL REPORT

Trend Analysis of New Awards and Proposals

FY 2014 - 2019



Report Date FY	2014	2015	2016	2017	2018	2019
Awards	3,508	3,455	3,622	3,707	3,869	3,801
Proposals	3,483	3,484	3,718	3,630	3,564	3,443

1) Data per Cognos Contractual Package Metatables

SPONSORED PROGRAMS TOTAL COSTS FISCAL YEAR 2019

The totals reported in this section include the following amounts:

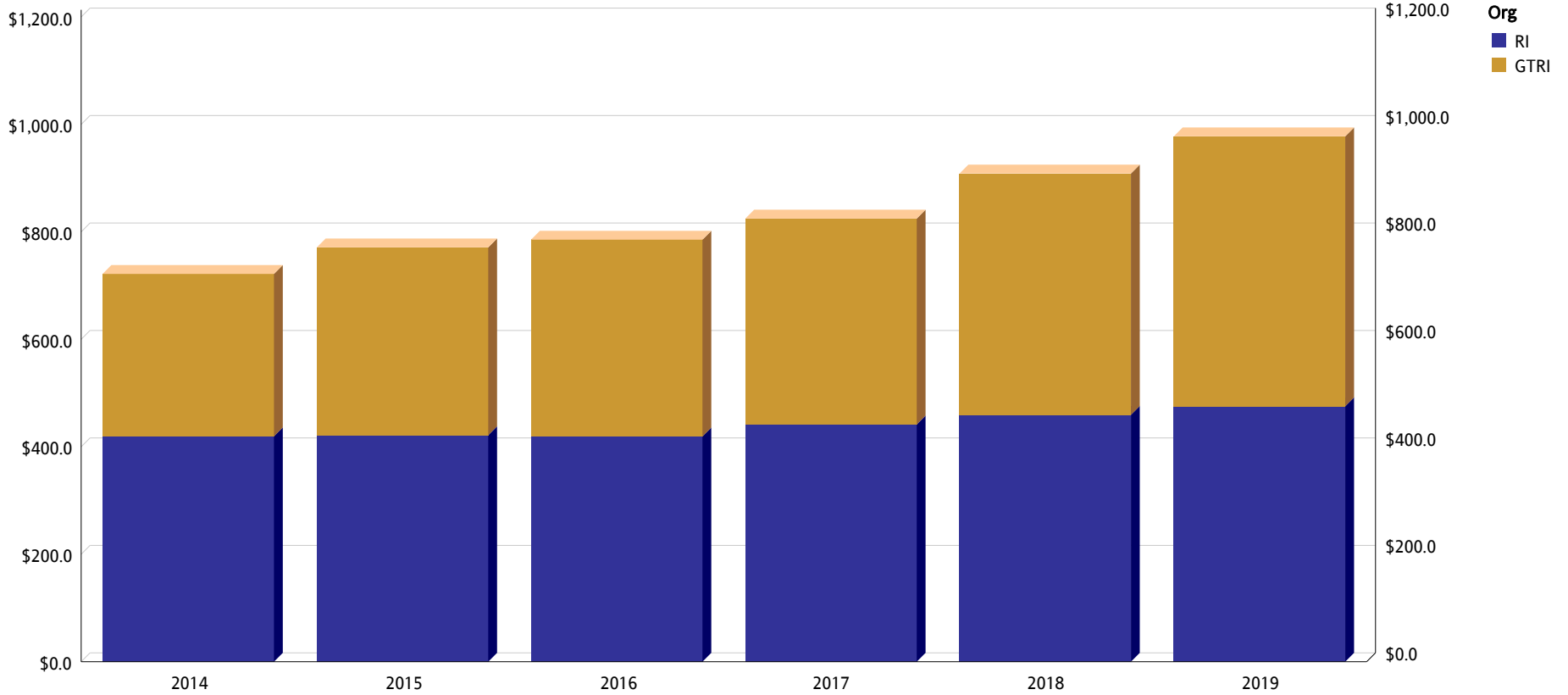
1. Direct expenditures for projects funded by the Georgia Tech Foundation and the Georgia Tech Research Corporation
2. Facilities & Administrative (indirect) cost recoveries for both the Institute and the Georgia Tech Research Corporation
3. Sponsored programs total costs include both sponsored research and all other sponsored activities
4. Expenditures funded by the Georgia Tech Athletic Association for capital projectst

GEORGIA INSTITUTE OF TECHNOLOGY

FY 2019 ANNUAL REPORT

Trend Analysis of Sponsored Programs Total Costs

FY 2014-2019



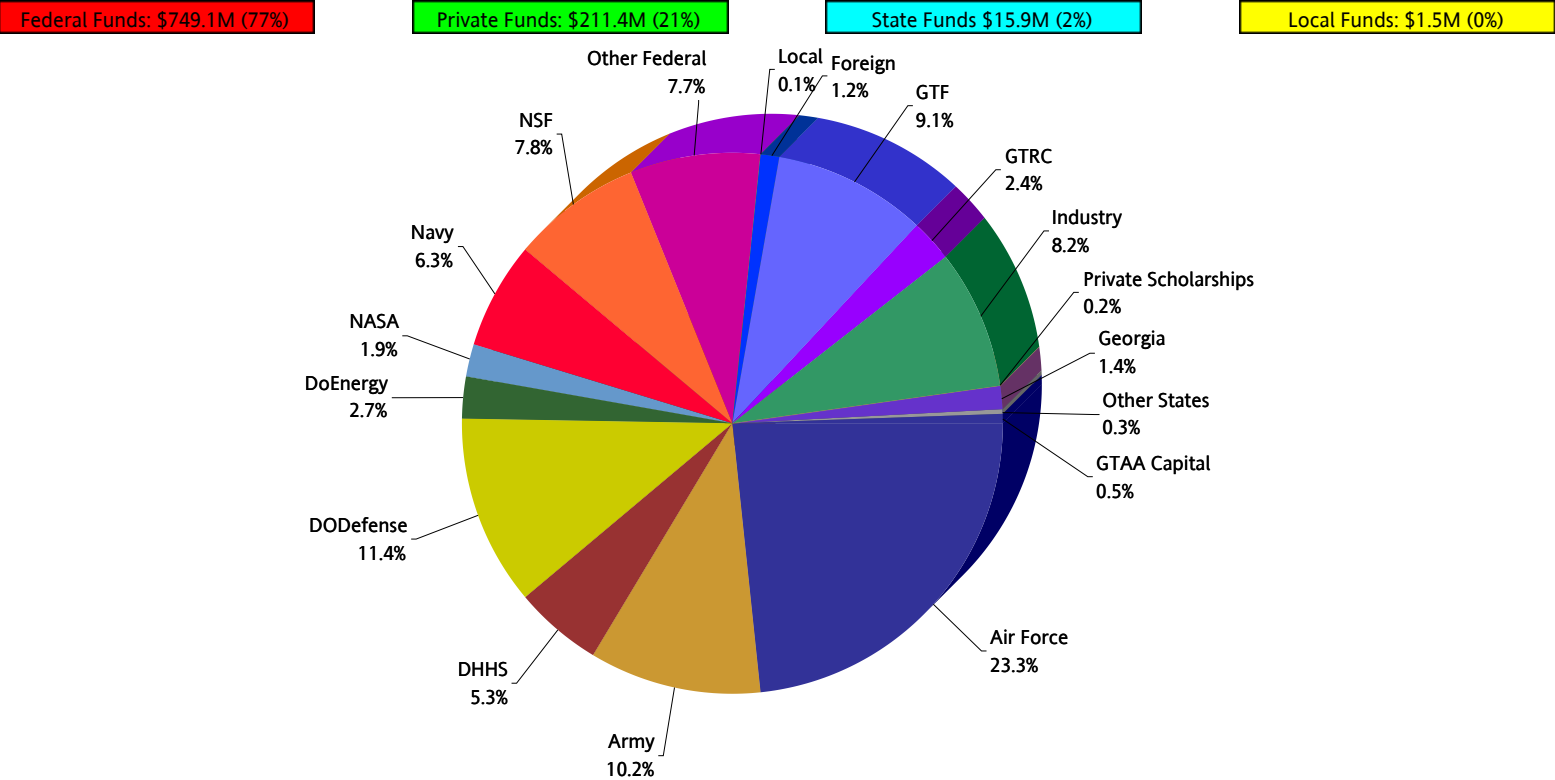
(Millions)	2014	2015	2016	2017	2018	2019
GTRI	\$302.3	\$349.5	\$366.3	\$383.1	\$449.2	\$502.5
RI	\$419.5	\$421.7	\$419.2	\$441.7	\$459.5	\$475.4
Total	\$721.8	\$771.2	\$785.5	\$824.8	\$908.7	\$977.9

GEORGIA INSTITUTE OF TECHNOLOGY

FY 2019 ANNUAL REPORT

FY 2019 Sponsored Programs Total Costs by Major Source

TOTAL \$977.9 Million



Federal Funds: \$749.1M (77%)

Private Funds: \$211.4M (21%)

State Funds \$15.9M (2%)

Local Funds: \$1.5M (0%)

(Millions)	Air Force	Army	DHHS	DODefense	DoEnergy	NASA	Navy	NSF	Other Federal	Local	Foreign	GTF	GTRC	Industry	Private Scholarships	Georgia	Other States	GTAA Capital	Total
	\$228.2	\$99.8	\$51.4	\$111.0	\$26.6	\$18.5	\$62.1	\$76.0	\$75.5	\$1.5	\$11.3	\$88.8	\$23.6	\$80.5	\$2.3	\$13.3	\$2.6	\$4.9	\$977.9

GEORGIA INSTITUTE OF TECHNOLOGY

FY 2019 ANNUAL REPORT

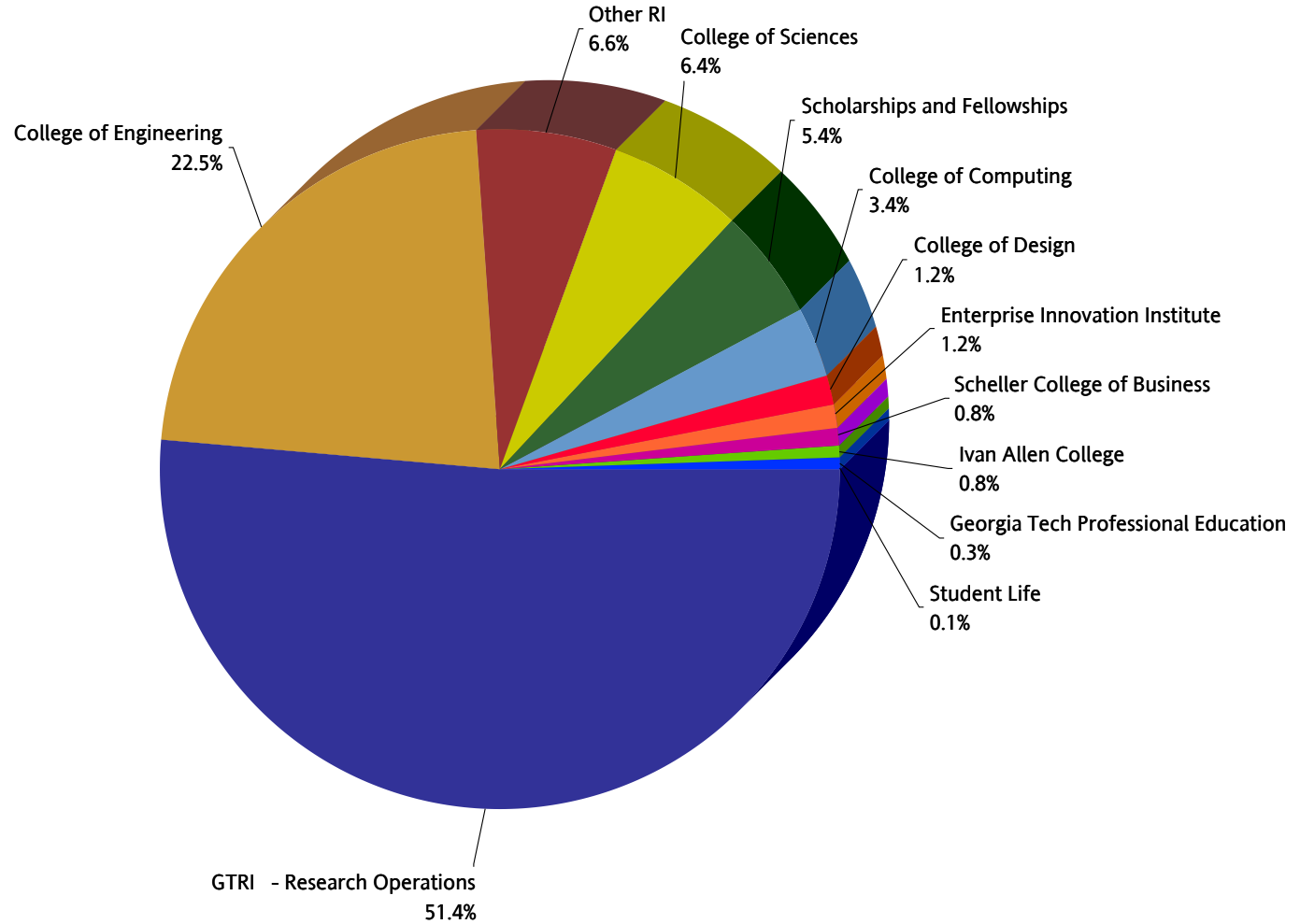
FY 2019 Sponsored Programs Total Cost by College/Unit

TOTAL \$977.9 Million

Resident Instruction: \$460.9M (47%)

GTRI: \$502.4M (51%)

Other Units \$14.6M (2%)

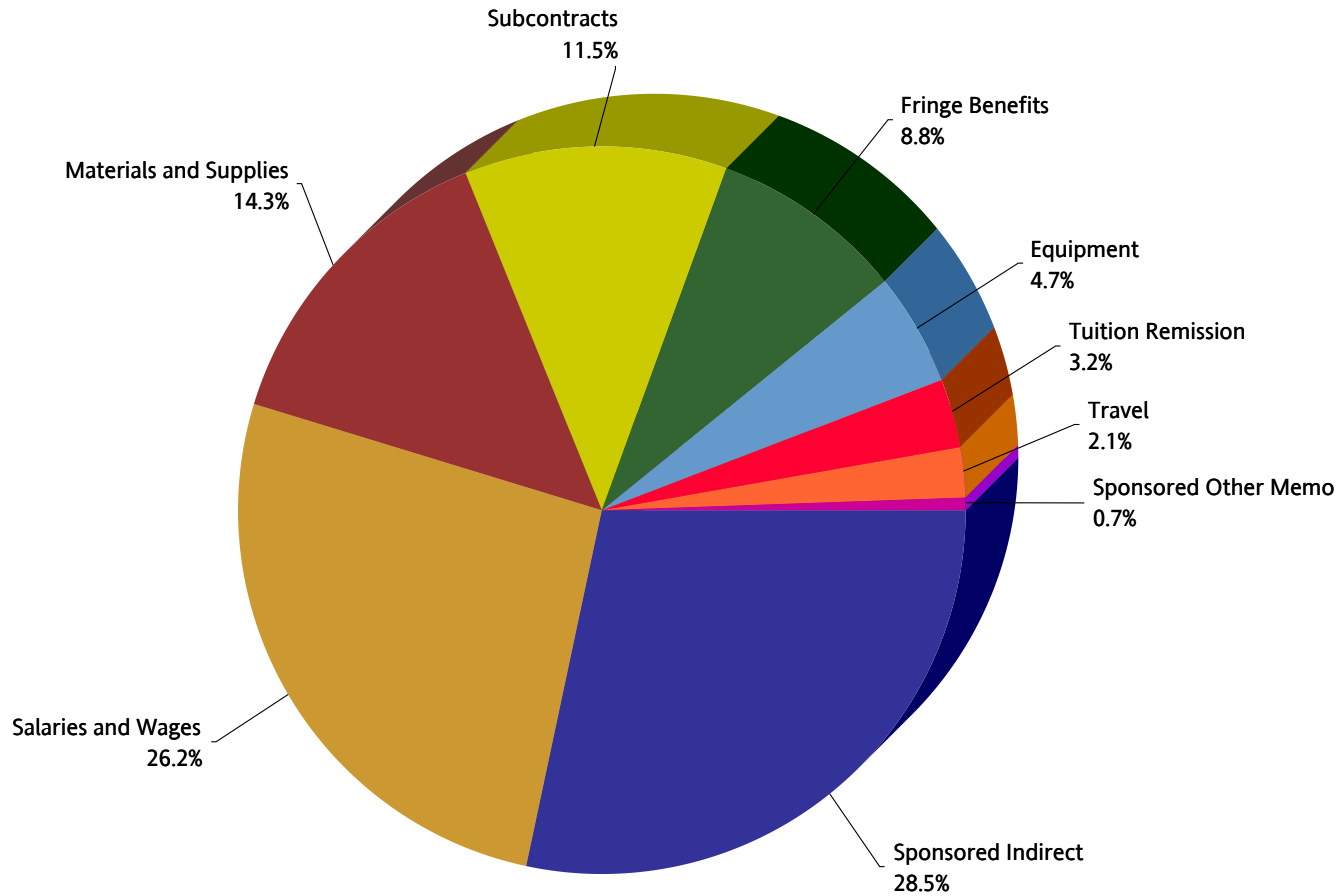


GEORGIA INSTITUTE OF TECHNOLOGY

FY 2019 ANNUAL REPORT

FY 2019 Sponsored Programs Total Cost by Classification

TOTAL \$977.9 Million



DIRECT COSTS FISCAL YEAR 2019

The totals reported in this section include the following amounts:

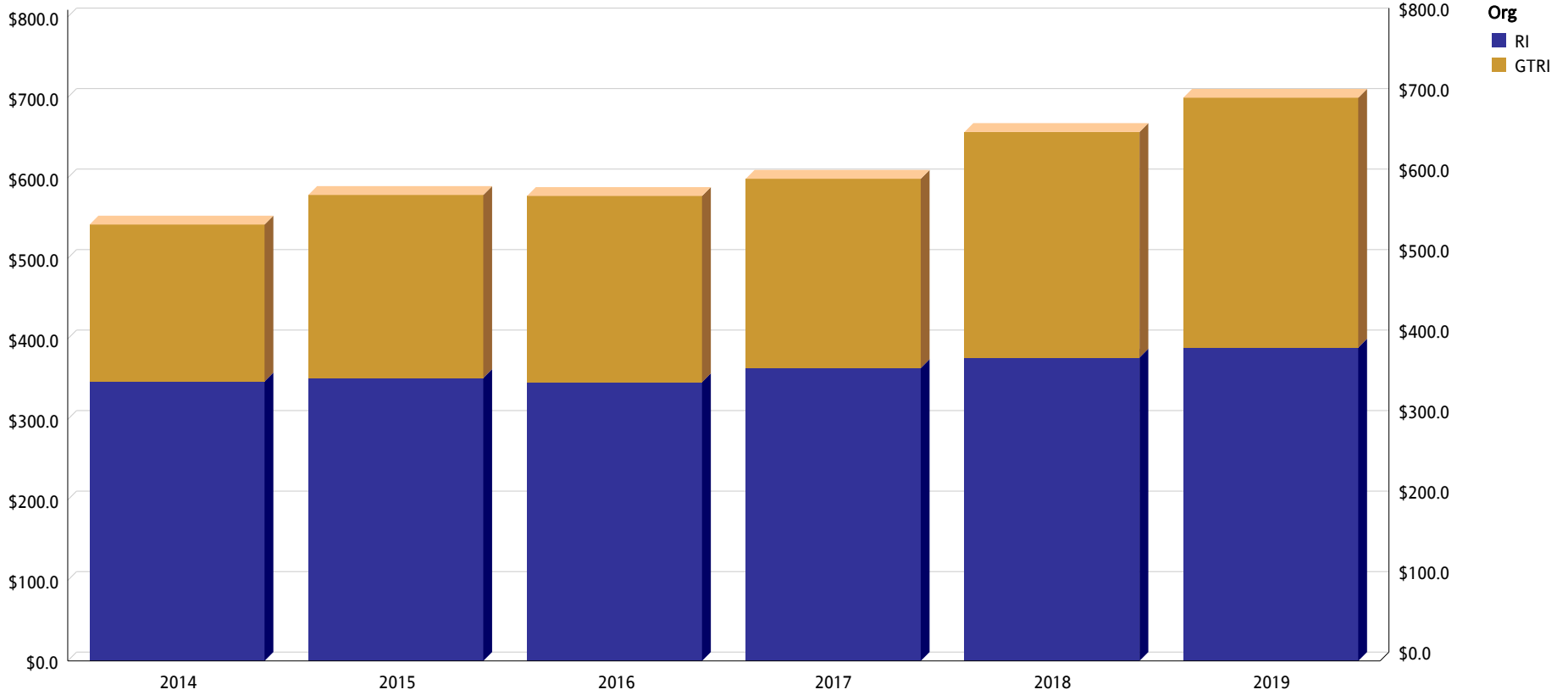
- 1) Direct expenditures for projects funded by the Georgia Tech Foundation and the Georgia Tech Research Corporation.
- 2) Direct Costs include both sponsored research and all other sponsored activities
- 3) Expenditures funded by the Georgia Tech Athletic Association for capital projects.

GEORGIA INSTITUTE OF TECHNOLOGY

FY 2019 ANNUAL REPORT

Trend Analysis of Sponsored Programs Direct Costs

FY 2014-2019



(Millions)	2014	2015	2016	2017	2018	2019
GTRI	\$194.8	\$227.2	\$231.4	\$235.1	\$280.3	\$310.2
RI	\$347.3	\$351.6	\$346.2	\$363.9	\$376.8	\$389.4
Total	\$542.1	\$578.8	\$577.6	\$599.0	\$657.1	\$699.6

GEORGIA INSTITUTE OF TECHNOLOGY

FY 2019 ANNUAL REPORT

FY 2019 Sponsored Programs Direct Costs by Major Source

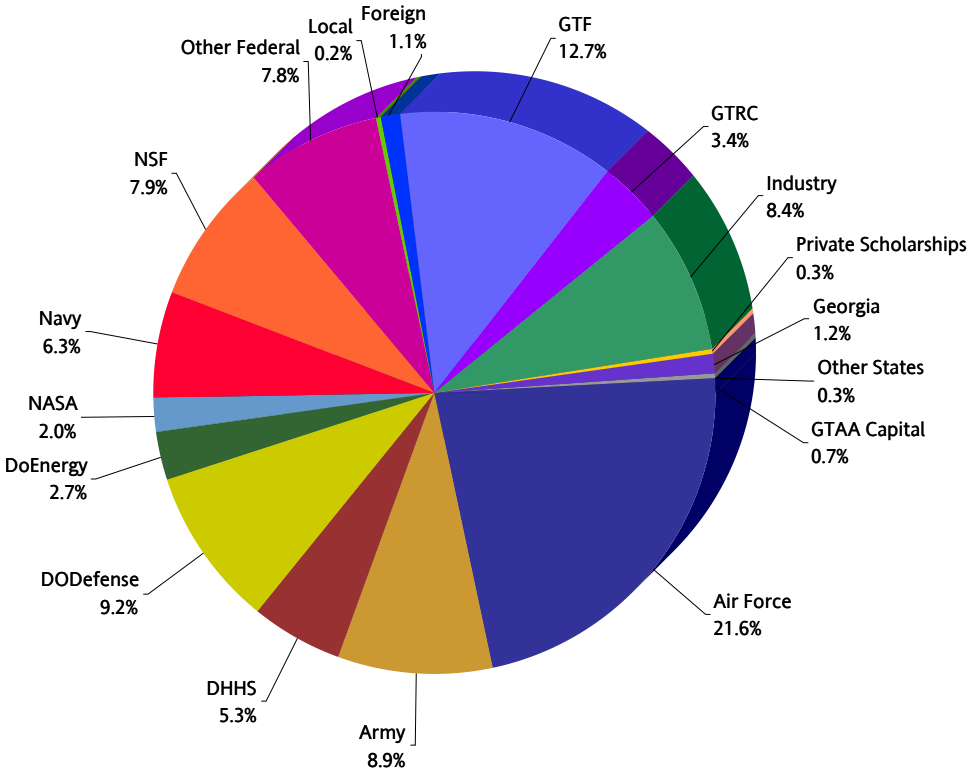
TOTAL \$699.6 Million

Federal Funds: \$501.5M (72%)

Private Funds: \$186.4M (27%)

State Funds \$10.5M (1%)

Local: \$1.2M (0%)



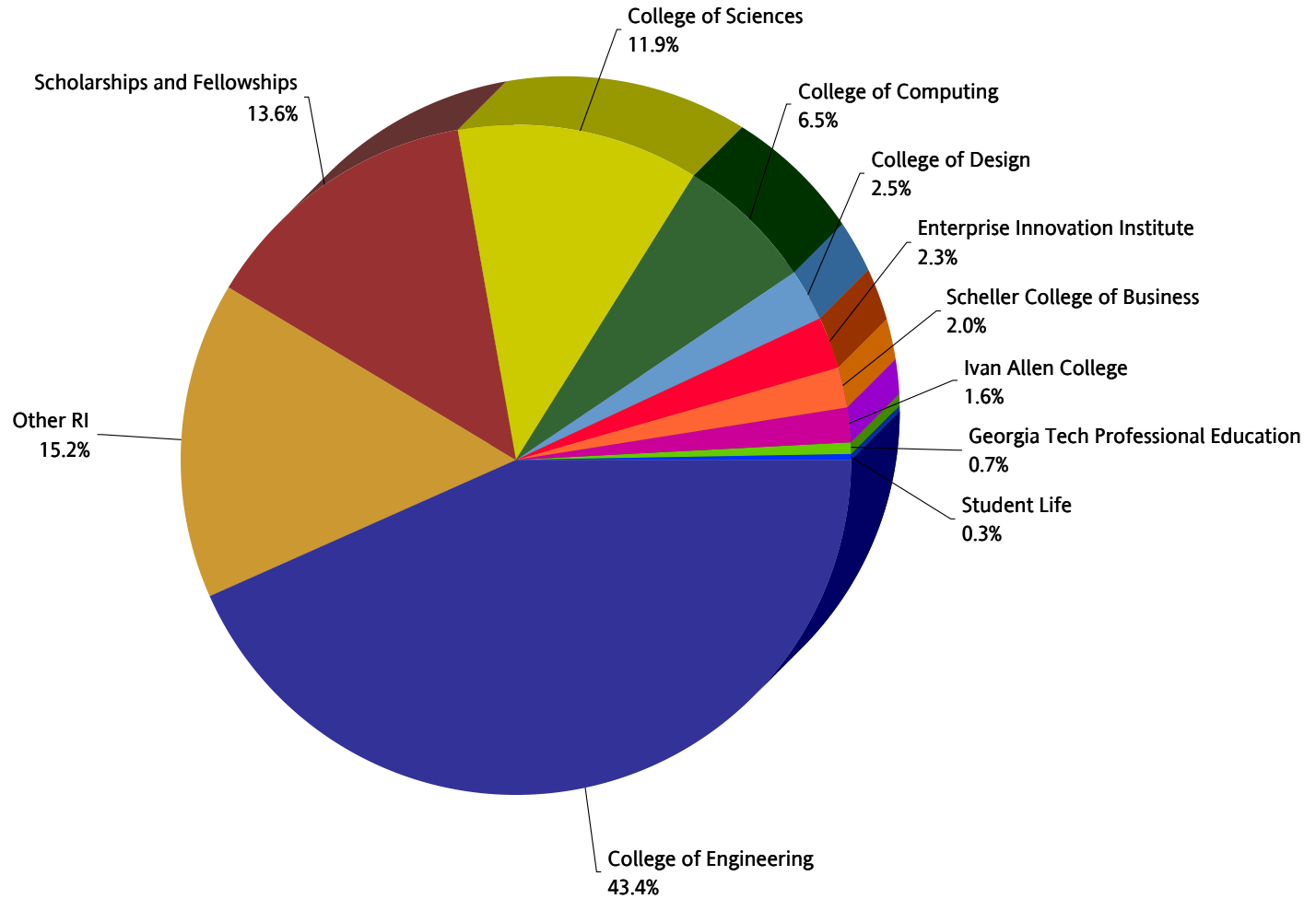
(Millions)	Air Force	Army	DHHS	DODefense	DoEnergy	NASA	Navy	NSF	Other Federal	Local	Foreign	GTF	GTRC	Industry	Private Scholarships	Georgia	Other States	GTAA Capital	Total
	\$151.1	\$62.1	\$36.9	\$64.4	\$19.2	\$13.7	\$43.9	\$55.3	\$54.9	\$1.2	\$7.9	\$88.8	\$23.6	\$58.9	\$2.3	\$8.6	\$1.9	\$4.9	\$699.6

GEORGIA INSTITUTE OF TECHNOLOGY

FY 2019 ANNUAL REPORT

FY 2019 Resident Instruction and Other Units Direct Costs

TOTAL \$389,353,000

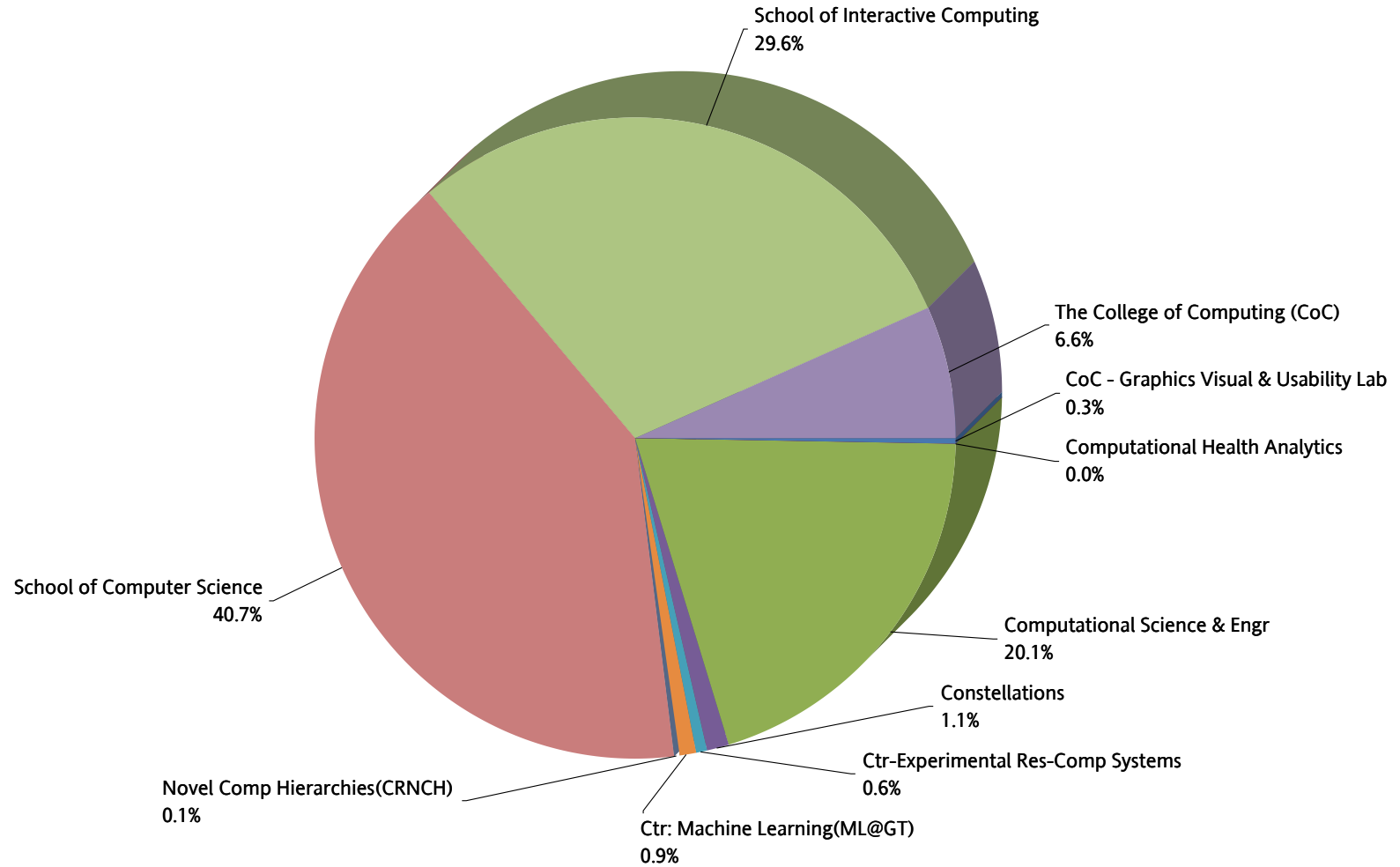


GEORGIA INSTITUTE OF TECHNOLOGY

FY 2019 ANNUAL REPORT

FY 2019 College of Computing Direct Costs

TOTAL \$25,397,000

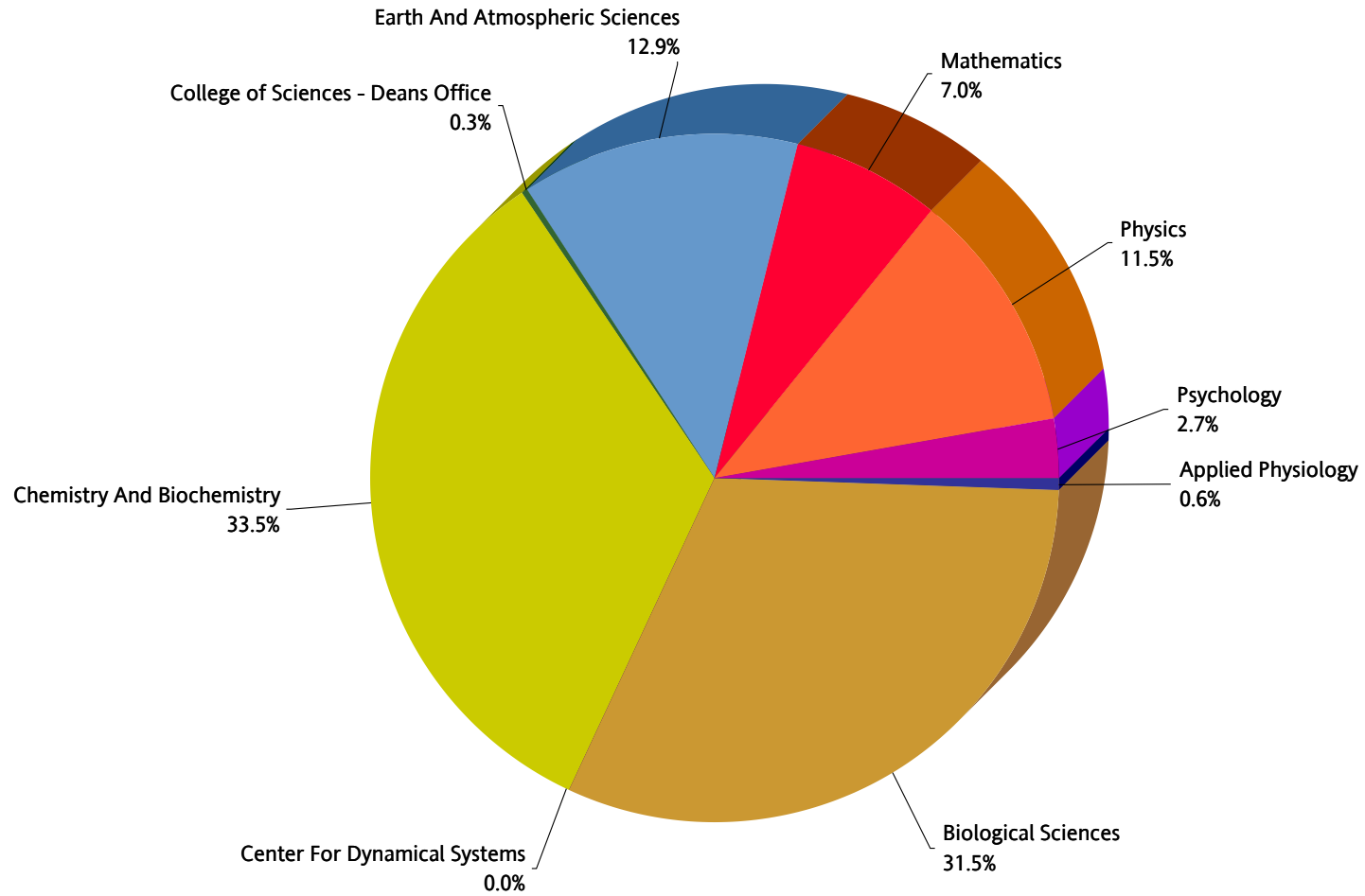


GEORGIA INSTITUTE OF TECHNOLOGY

FY 2019 ANNUAL REPORT

FY 2019 College of Sciences Direct Costs

TOTAL \$46,299,000

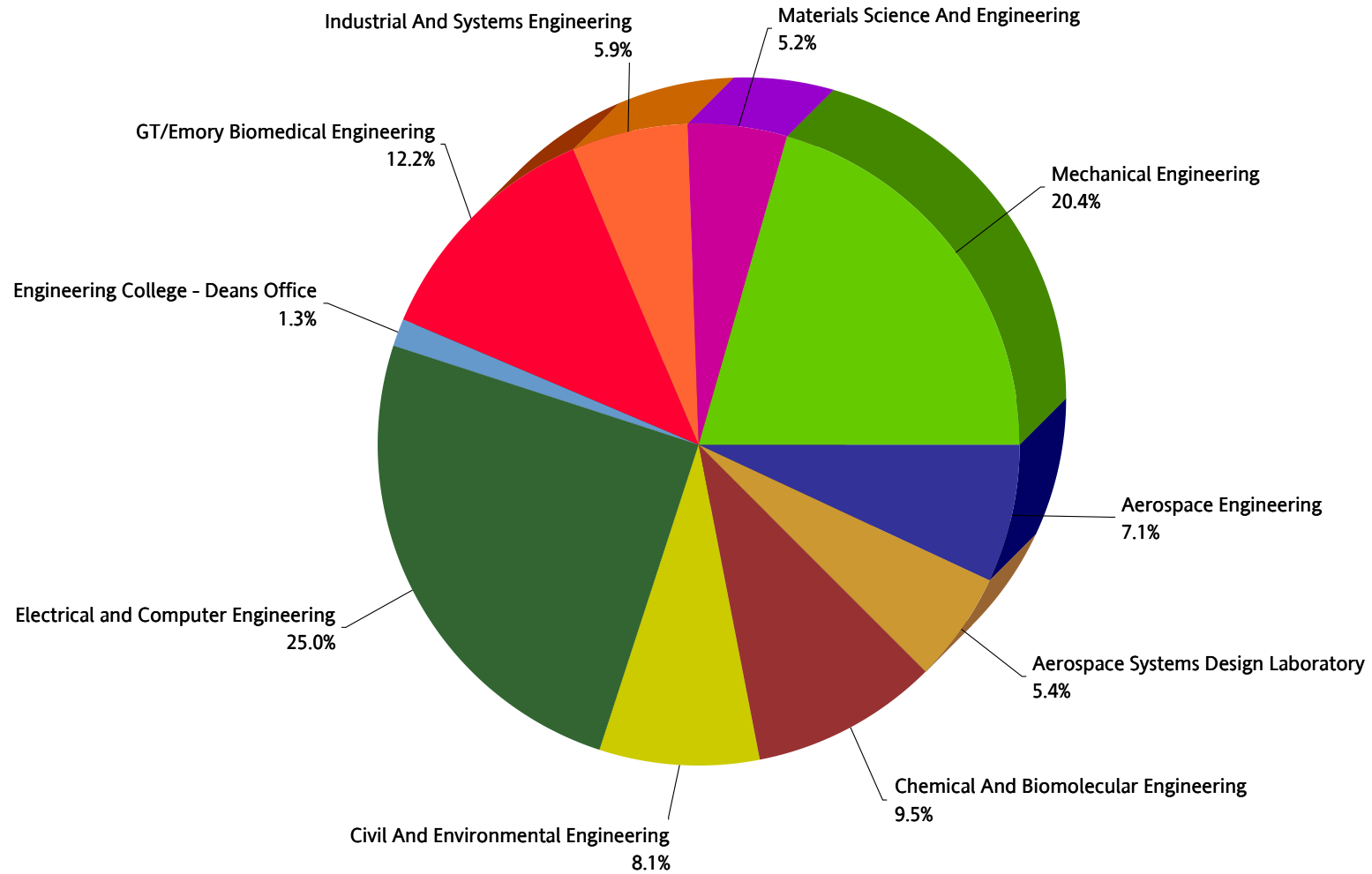


GEORGIA INSTITUTE OF TECHNOLOGY

FY 2019 ANNUAL REPORT

FY 2019 College of Engineering Direct Costs

TOTAL \$168,858,000

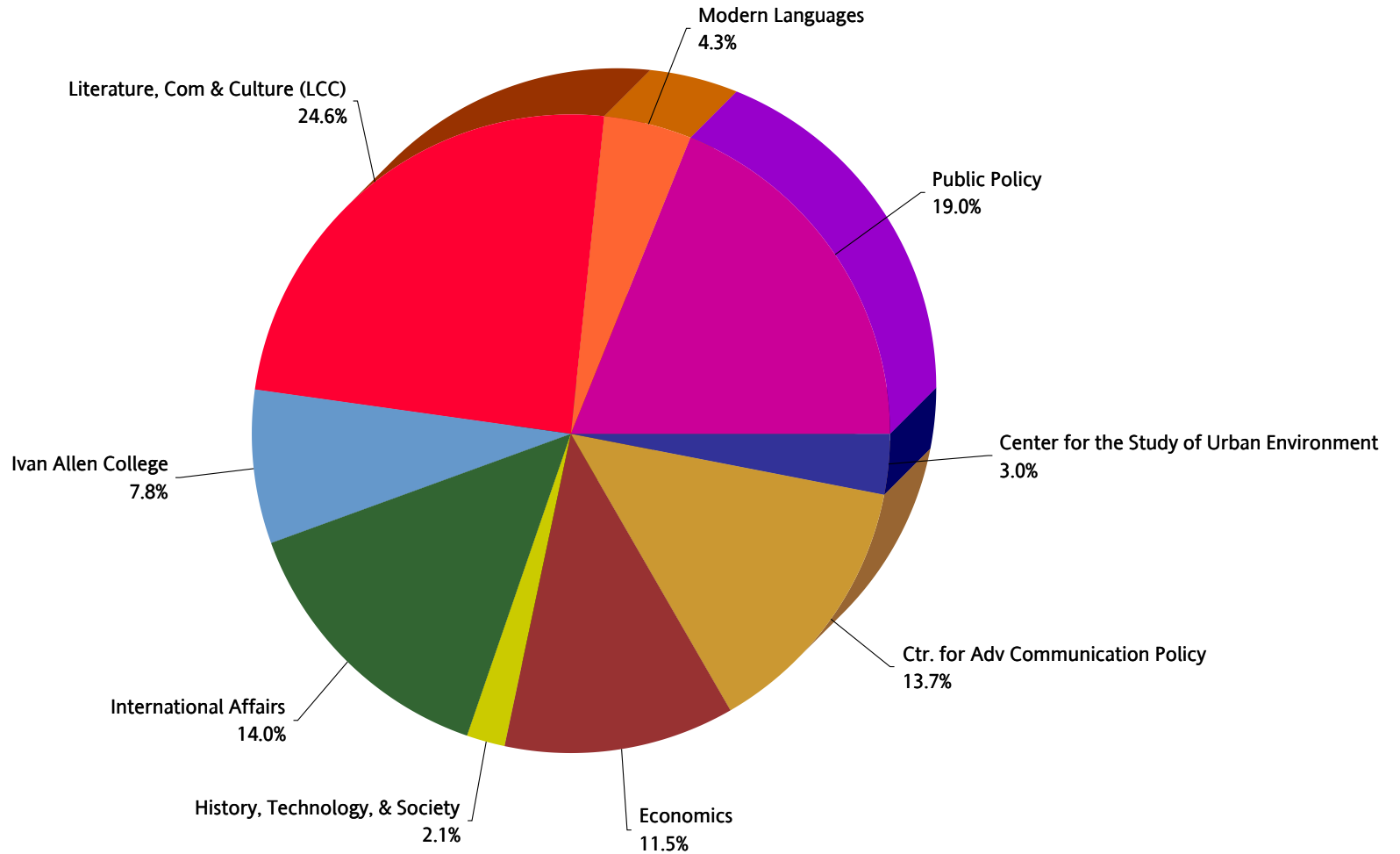


GEORGIA INSTITUTE OF TECHNOLOGY

FY 2019 ANNUAL REPORT

FY 2019 Ivan Allen College Direct Costs

TOTAL \$6,282,000

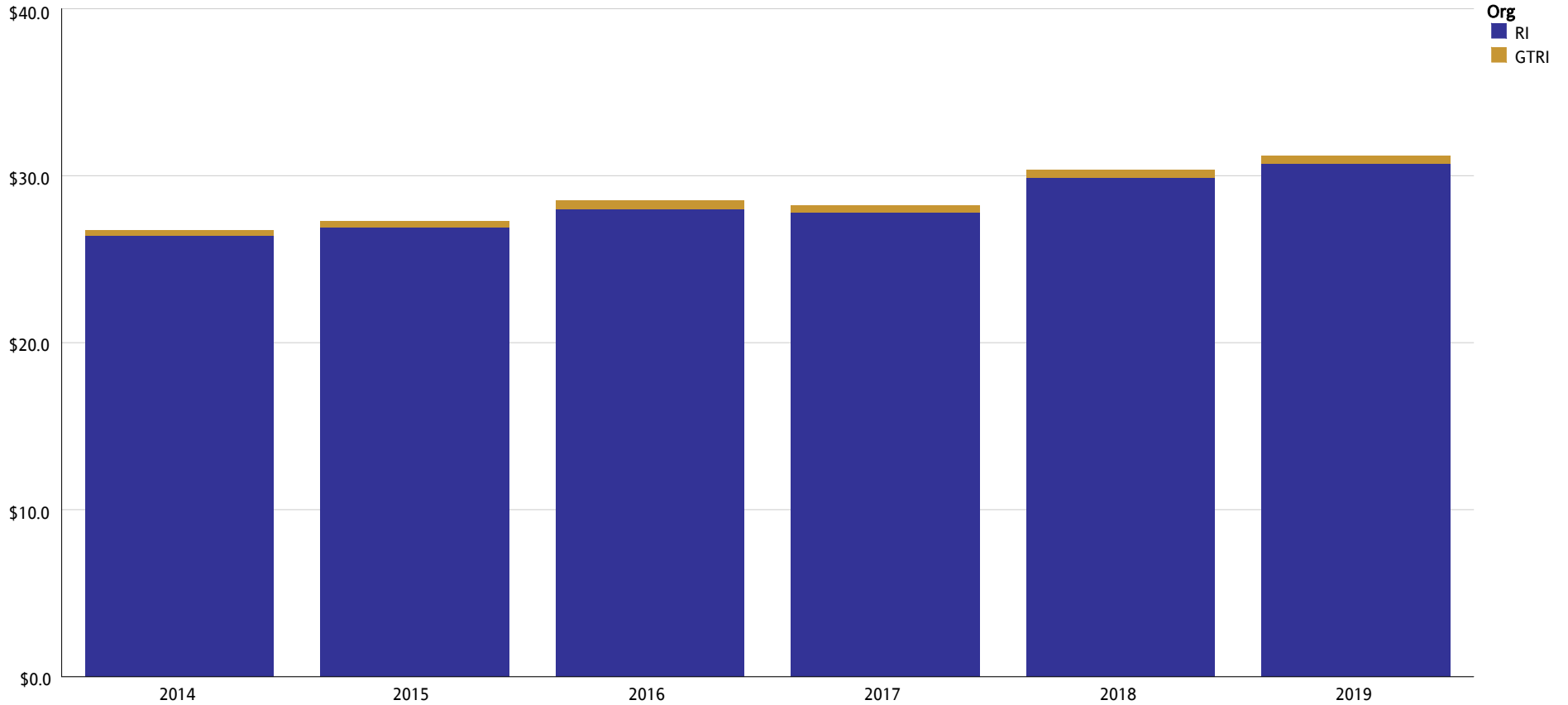


GEORGIA INSTITUTE OF TECHNOLOGY

FY 2019 ANNUAL REPORT

Trend Analysis of Graduate Tuition Remission Recoveries

FY 2014-2019



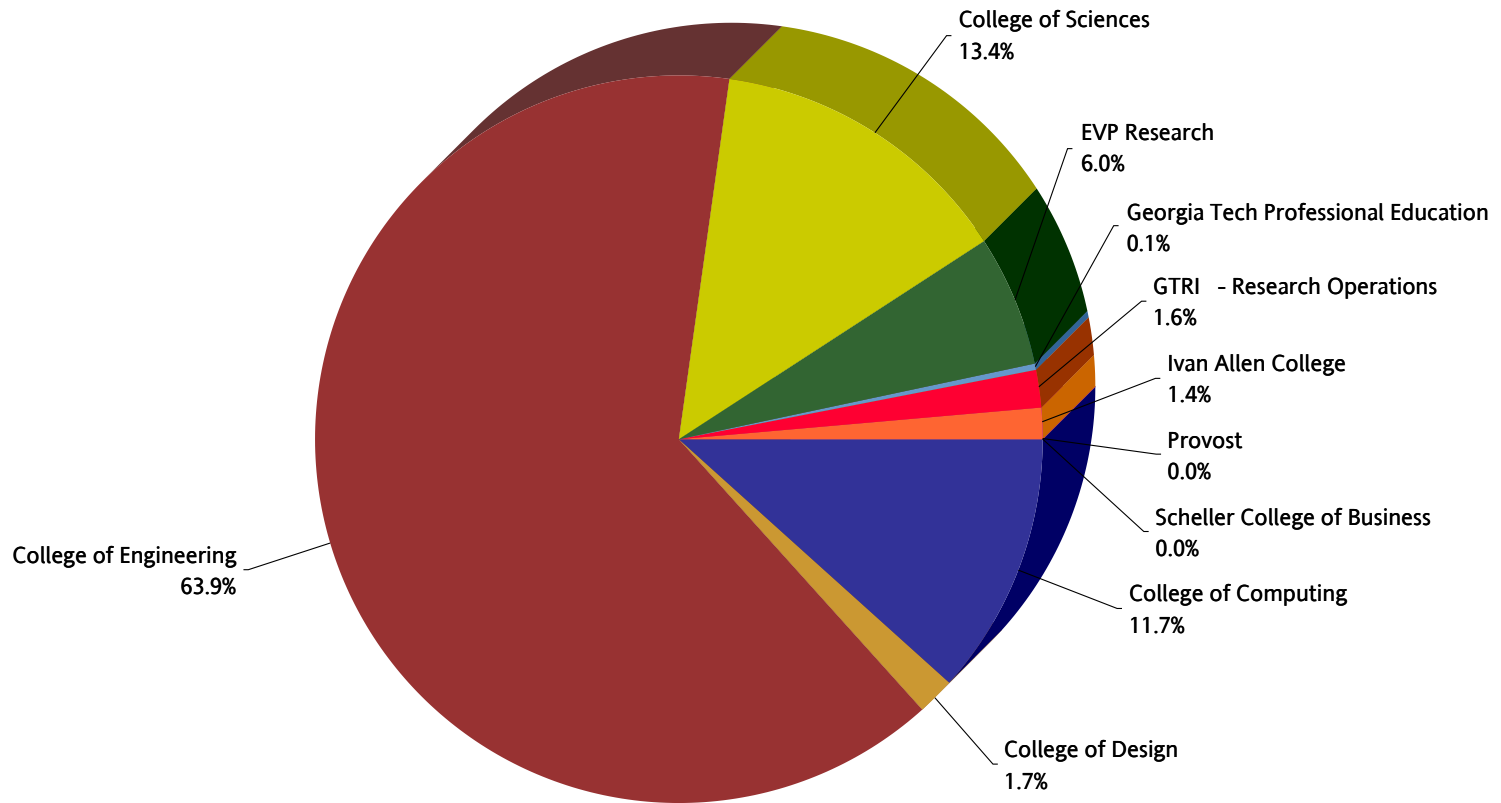
(Millions)	2014	2015	2016	2017	2018	2019
GTRI	\$0.3	\$0.4	\$0.5	\$0.5	\$0.5	\$0.5
RI	\$26.5	\$26.9	\$28.1	\$27.7	\$29.9	\$30.7
Total	\$26.8	\$27.3	\$28.6	\$28.2	\$30.4	\$31.2

GEORGIA INSTITUTE OF TECHNOLOGY

FY 2019 ANNUAL REPORT

FY 2019 Graduate Student Remission Recoveries

TOTAL \$31,246,000



FACILITIES AND ADMINISTRATIVE COST RECOVERIES FISCAL YEAR 2019

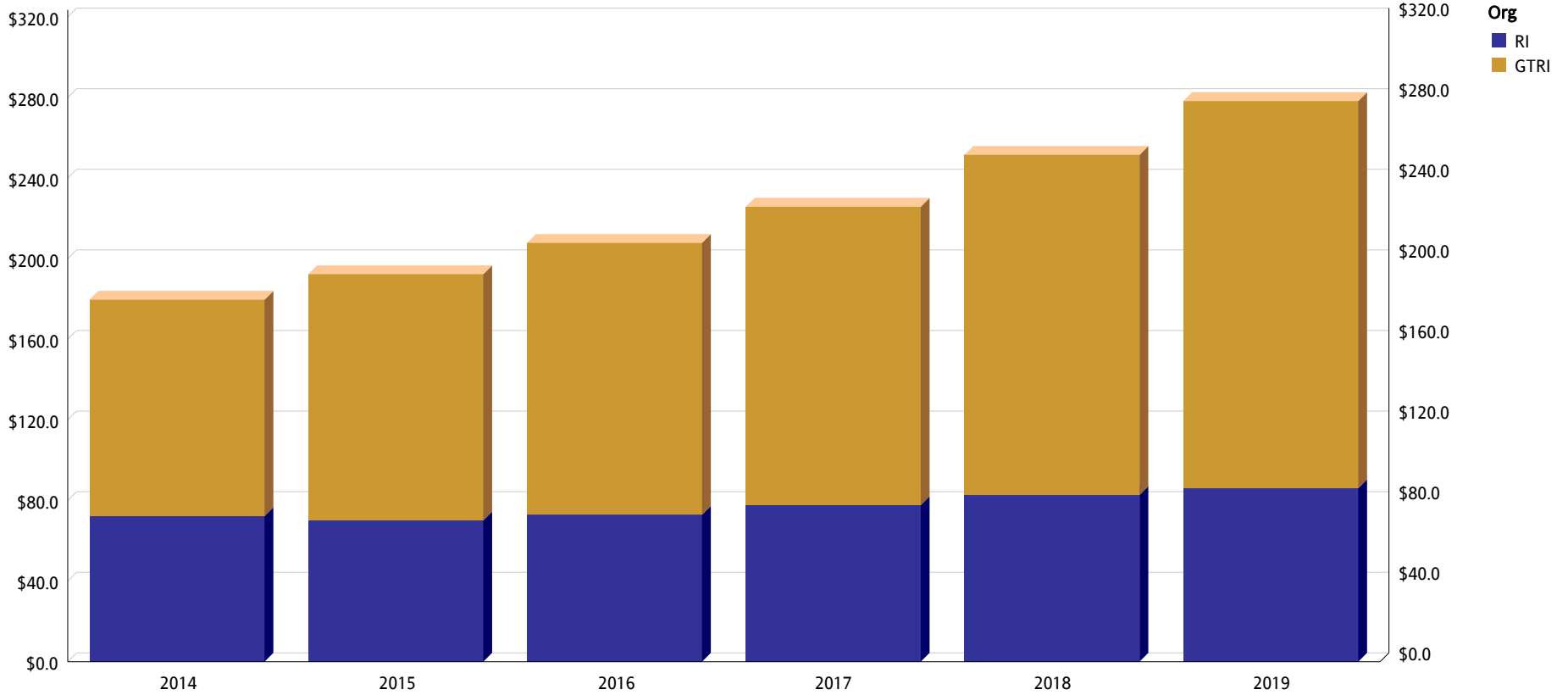
The totals reported in this section include Facilities & Administrative (indirect) cost recoveries for both the Institute and the Georgia Tech Research Corporation.

GEORGIA INSTITUTE OF TECHNOLOGY

FY 2019 ANNUAL REPORT

Trend Analysis of Sponsored Programs F&A Cost Recoveries

FY 2014-2019



(Millions)	2014	2015	2016	2017	2018	2019
GTRI	\$107.5	\$122.2	\$134.9	\$148.0	\$168.8	\$192.1
RI	\$72.2	\$70.1	\$73.0	\$77.8	\$82.7	\$86.1
Total	\$179.7	\$192.3	\$207.9	\$225.8	\$251.5	\$278.2

GEORGIA INSTITUTE OF TECHNOLOGY

FY 2019 ANNUAL REPORT

FY 2019 Sponsored Programs F&A Costs by Major Source

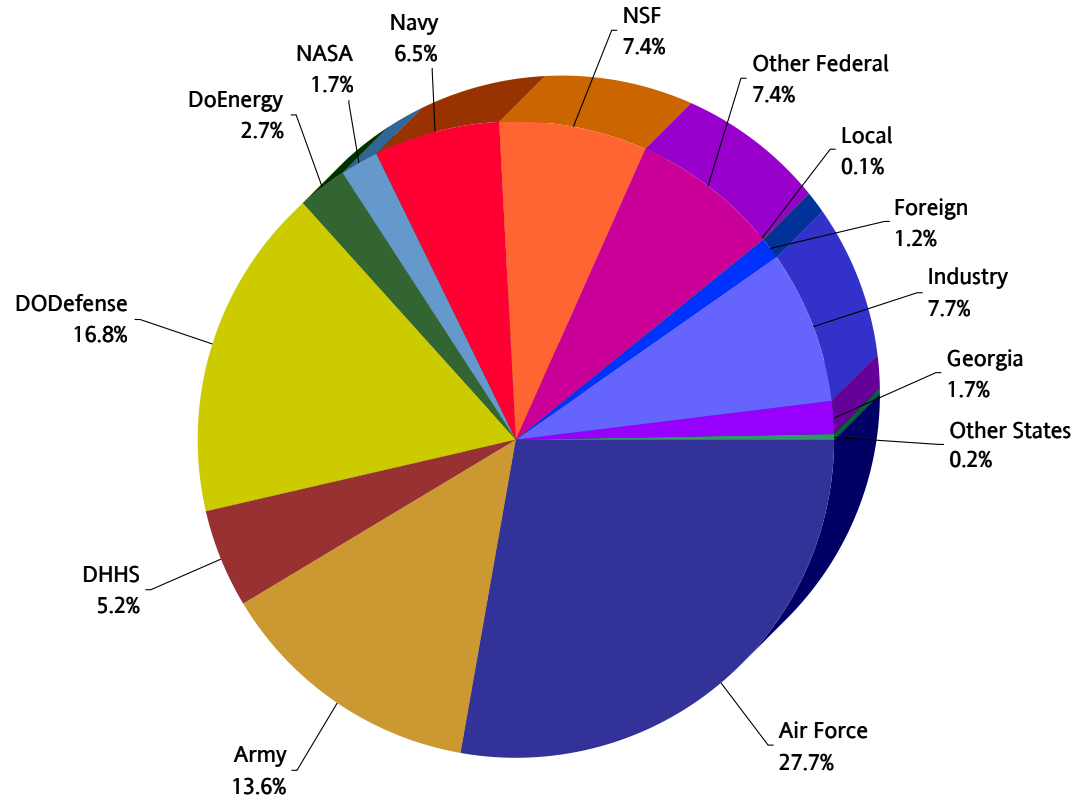
TOTAL \$278.2 Million

Federal Funds: \$247.7M (89%)

Private Funds: \$24.9M (9%)

State Funds \$5.3M (2%)

Local: \$0.3M (0%)



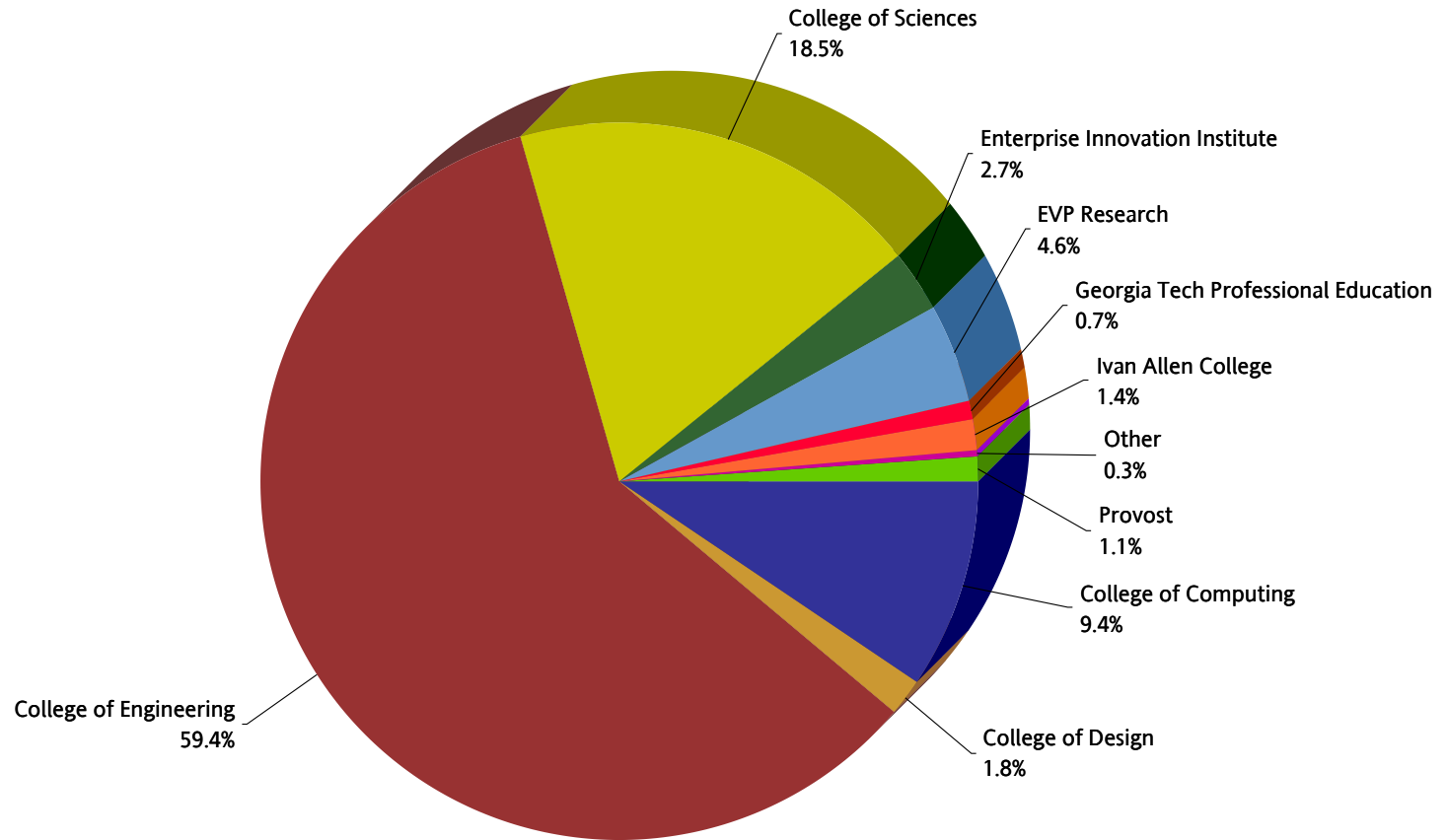
(Millions)	Air Force	Army	DHHS	DODefense	DoEnergy	NASA	Navy	NSF	Other Federal	Local	Foreign	Industry	Georgia	Other States	Total
	77.1	37.8	14.5	46.7	7.5	4.8	18.2	20.6	20.5	0.3	3.4	21.5	4.7	0.6	\$278.2

GEORGIA INSTITUTE OF TECHNOLOGY

FY 2019 ANNUAL REPORT

FY 2019 Resident Instruction and Other Units F&A Costs

TOTAL \$86,049,000

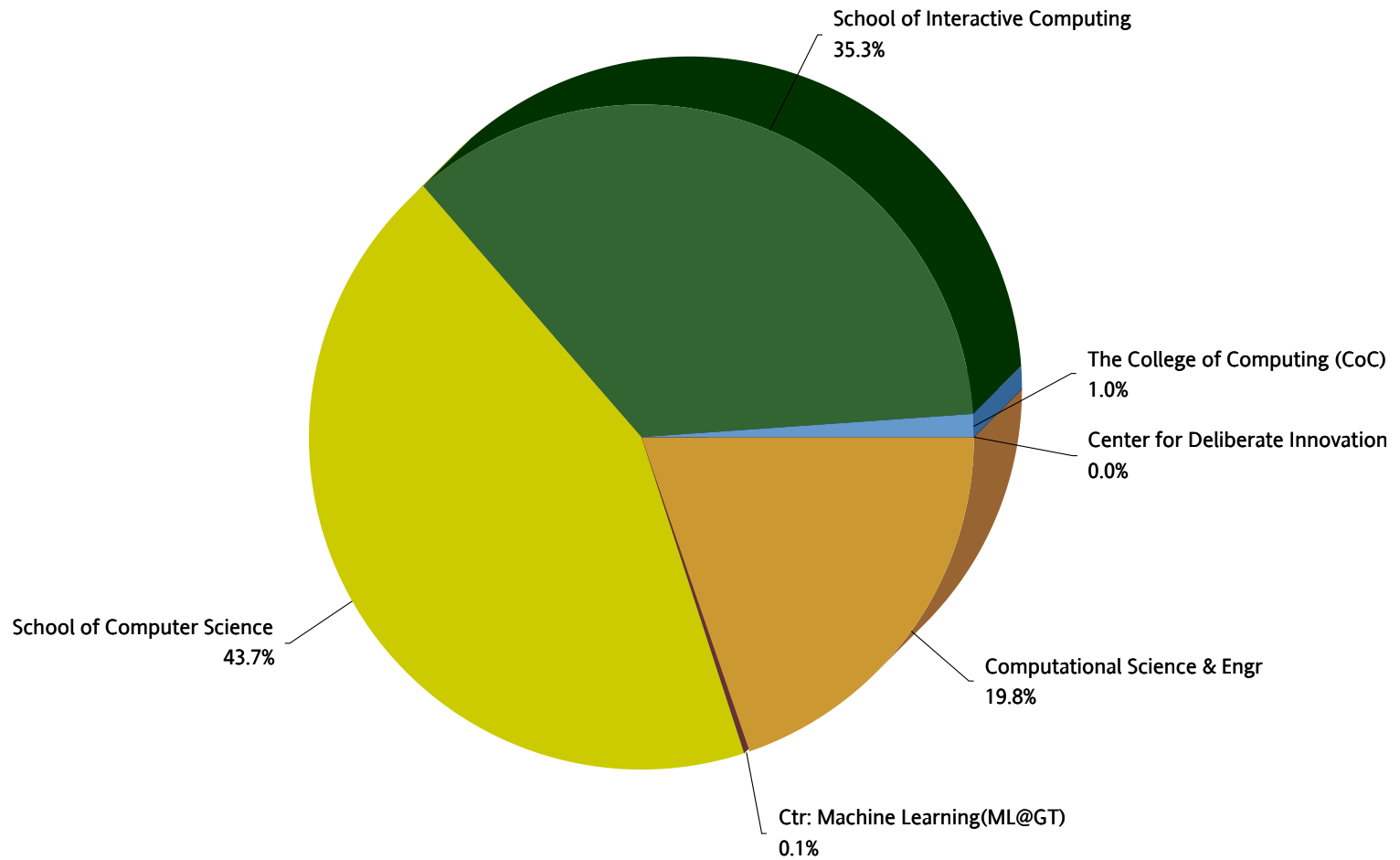


GEORGIA INSTITUTE OF TECHNOLOGY

FY 2019 ANNUAL REPORT

FY 2019 College of Computing F&A Costs

TOTAL \$8,089,000

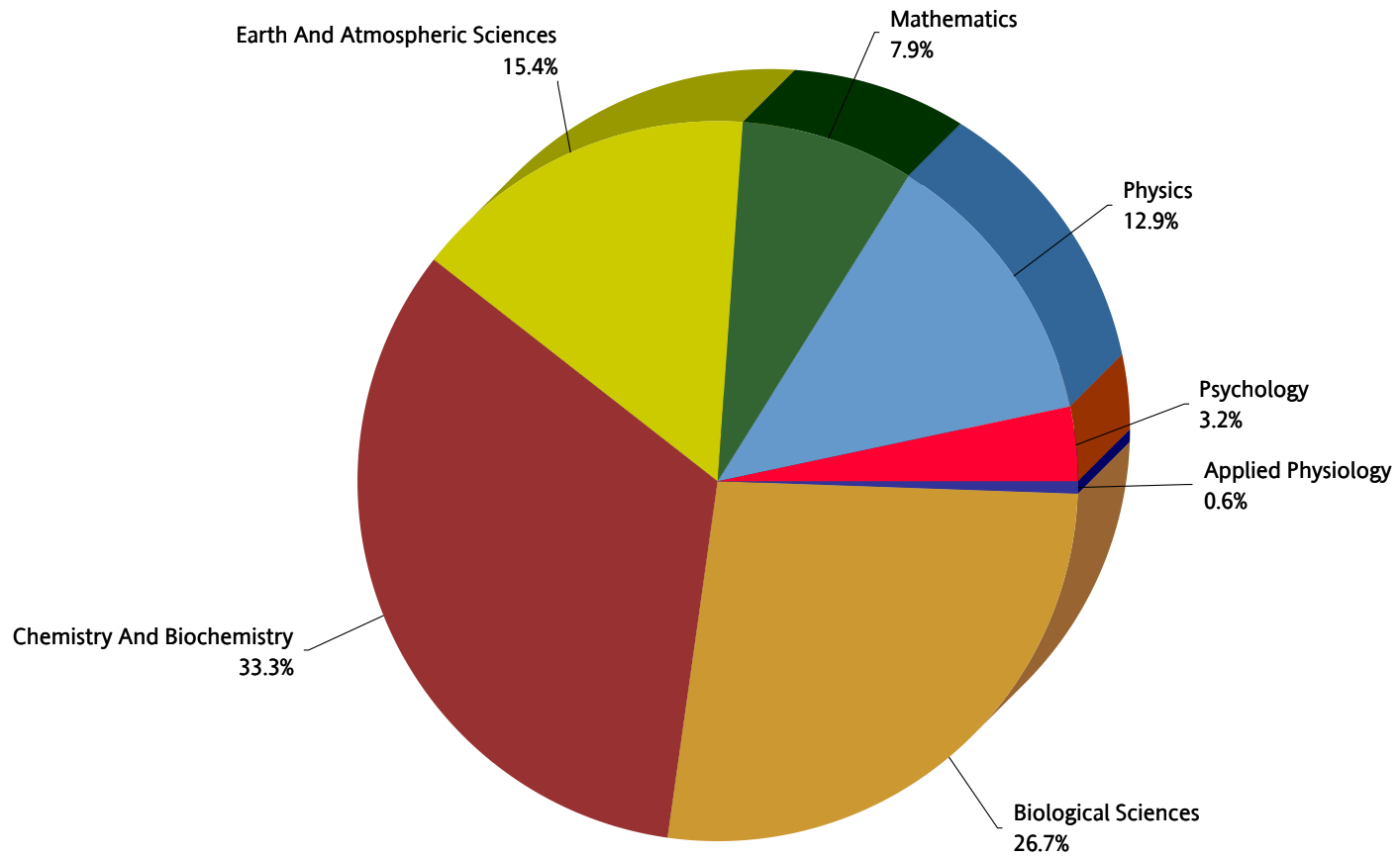


GEORGIA INSTITUTE OF TECHNOLOGY

FY 2019 ANNUAL REPORT

FY 2019 College of Sciences F&A Costs

TOTAL \$15,898,000

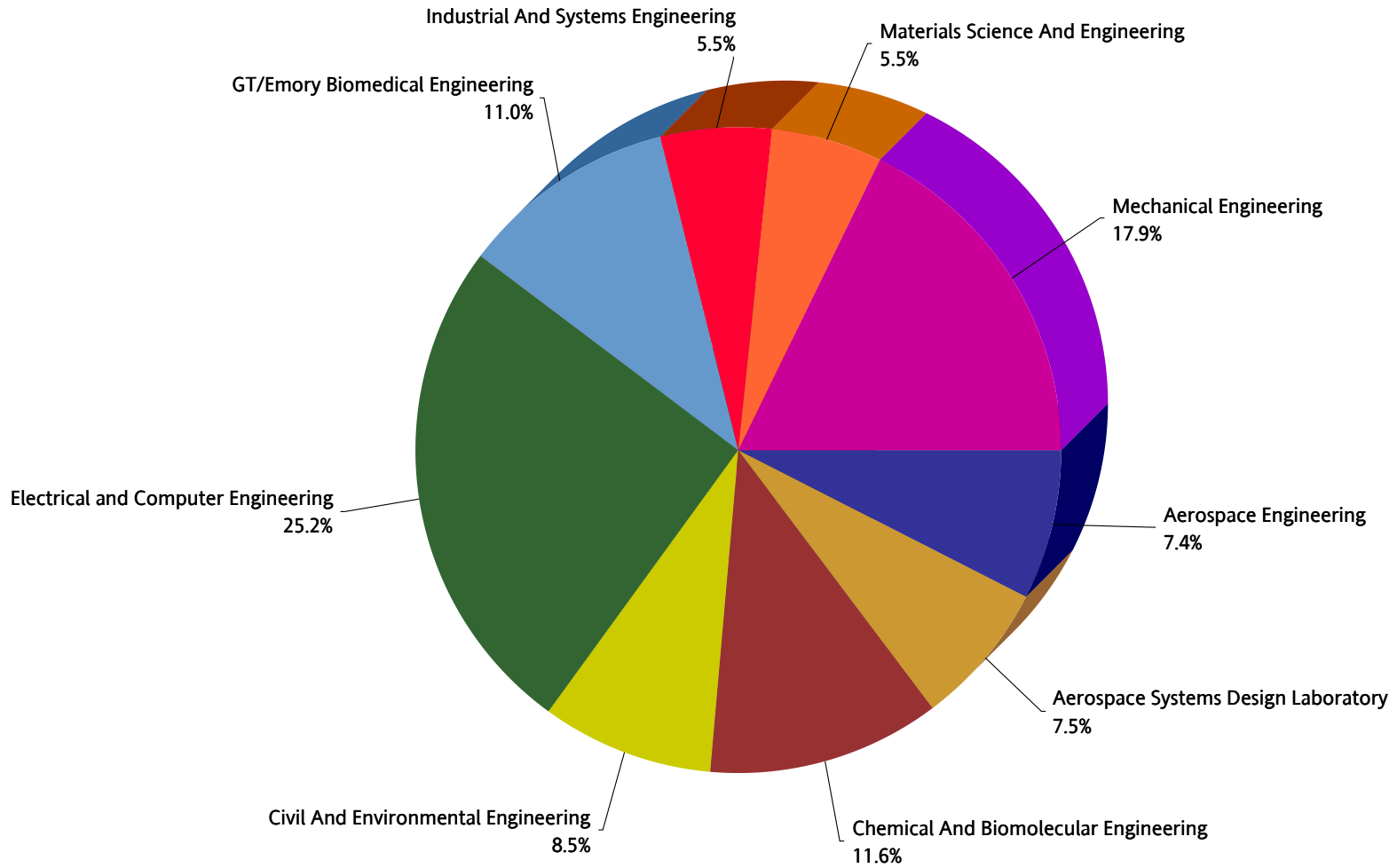


GEORGIA INSTITUTE OF TECHNOLOGY

FY 2019 ANNUAL REPORT

FY 2019 College of Engineering F&A Costs

TOTAL \$51,144,000

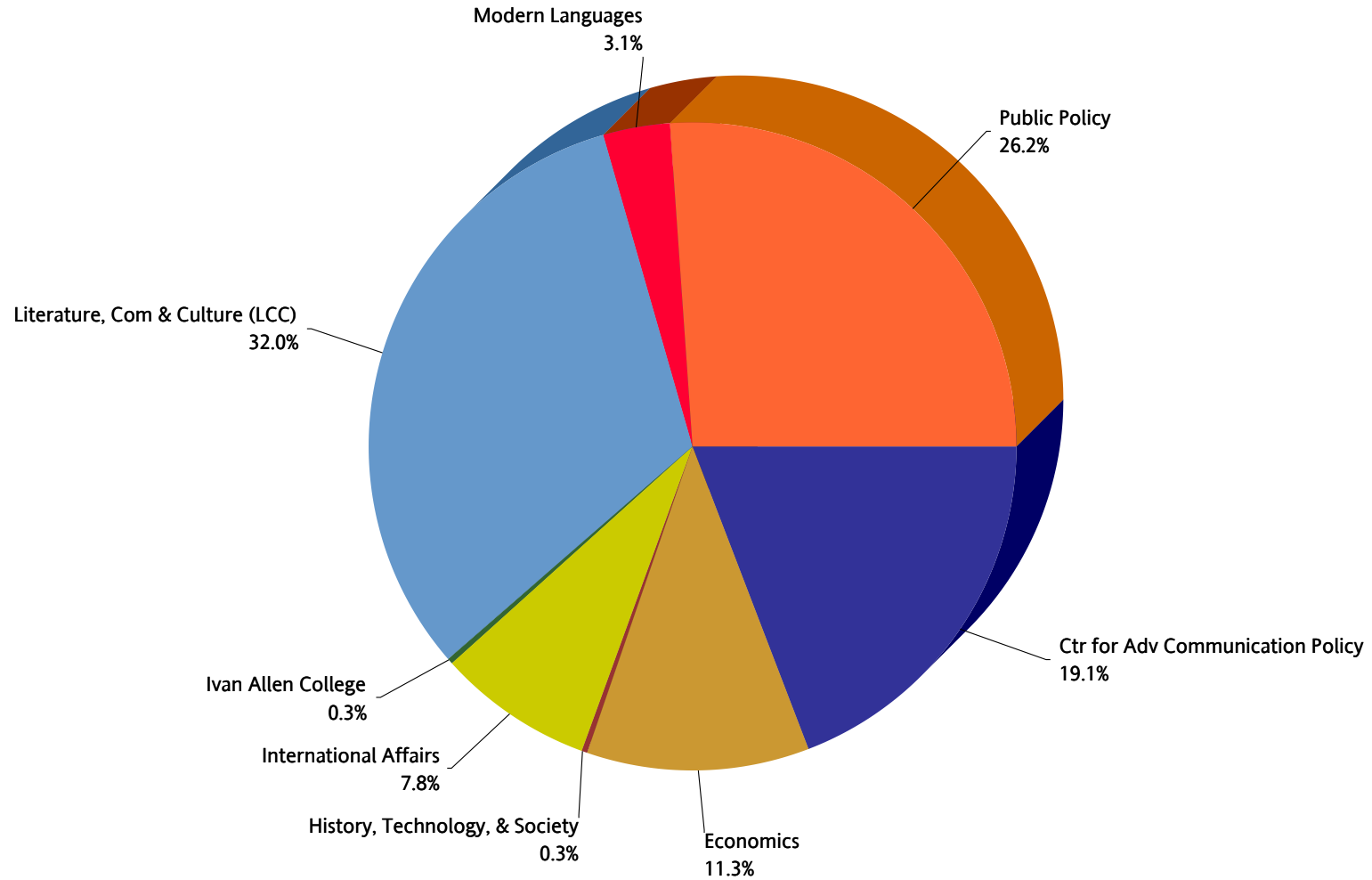


GEORGIA INSTITUTE OF TECHNOLOGY

FY 2019 ANNUAL REPORT

FY 2019 Ivan Allen College F&A Costs

TOTAL \$1,204,000



GEORGIA INSTITUTE OF TECHNOLOGY

Reporting Context

FY 2019

Sponsored Program Expenditures

Research

Direct	\$	579,809,266
Indirect *		274,970,970
Total		<u>854,780,236</u>

Other Sponsored

Direct		66,929,276
Indirect		3,271,904
Total *		<u>70,201,180</u>

Total Sponsored 924,981,416

Scholarships & Fellowships

52,877,752

Total

Direct		699,616,294
F&A Costs*		278,242,874
Total	\$	<u>977,859,168</u>

* Includes GTRC/GTARC Indirect Collections of \$79,876,820 and Excludes GTAA Personal Services of \$23,654,261

Research Expenditures

Sponsor Funded

Direct \$ 579,809,266

Institute Funded Research

Resident Instruction

Design	5,114,982
Computing	10,604,209
Engineering	78,448,480
Sciences	32,637,838
Ivan Allen	1,823,176
Business	304,805
Other Centers**	36,364,901
Total RI	<u>165,298,391</u>

GTRI 140,433,883

GTPE -

EII 1,417,476

Total Institute Sponsored 307,149,750

Total Research **\$ 886,959,016**

** Includes Georgia Research Alliance and Research Support. Lottery funds distributed to departments/units.