



Georgia Institute of Technology[®]

FY 2016 ANNUAL REPORT OF SPONSORED PROGRAM ACTIVITY

October 13, 2016

Prepared by the Office of Grants and Contracts Accounting



GEORGIA INSTITUTE OF TECHNOLOGY FY16 ANNUAL REPORT OF SPONSORED PROGRAM ACTIVITY

TABLE OF CONTENTS

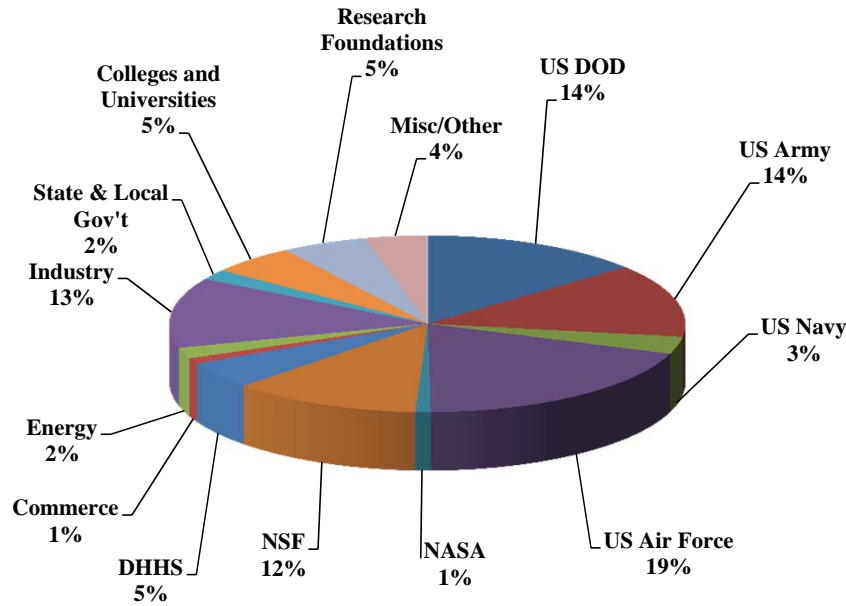
	Page
NEW SPONSORED PROGRAM AWARDS	
FY15 - FY16 New Sponsored Program Awards by Funding Source	1
Trend Analysis of New Sponsored Program Awards by Value	2
FY16 New Sponsored Program Awards by College/Unit	3
Trend Analysis of Submitted Proposals and New Sponsored Awards	4
SPONSORED PROGRAMS TOTAL COSTS	
Trend Analysis of Sponsored Programs Total Costs	5
Sponsored Programs Costs by Major Source	6
Sponsored Programs Costs by College/Unit	7
Sponsored Program Costs by Natural Classification	8
SPONSORED PROGRAMS DIRECT COSTS	
Trend Analysis of Sponsored Programs Direct Costs	9
Sponsored Programs Direct Costs by Major Source	10
Resident Instruction - FY16 Sponsored Direct Costs by College/Unit	11
College of Computing - FY16 Sponsored Direct Costs	12
College of Sciences - FY16 Sponsored Direct Costs	13
College of Engineering - FY16 Sponsored Direct Costs	14
Ivan Allen College - FY16 Sponsored Direct Costs	15
Trend Analysis of Graduate Student Tuition Remission Recoveries	16
Graduate Student Tuition Remission Recoveries - FY16	17
SPONSORED PROGRAMS FACILITIES & ADMINISTRATIVE COST RECOVERIES	
Trend Analysis of Sponsored Programs Facilities & Administrative Cost Recoveries	18
Sponsored Programs Facilities & Administrative Costs by Major Source	19
Resident Instruction - FY16 Facilities & Administrative Cost Recoveries by College/Unit	20
College of Computing - FY16 Facilities & Administrative Cost Recoveries	21
College of Sciences - FY16 Facilities & Administrative Cost Recoveries	22
College of Engineering - FY16 Facilities & Administrative Cost Recoveries	23
Ivan Allen College - FY16 Facilities & Administrative Cost Recoveries	24
Reporting Context - Expenditures for Sponsored Programs, Sponsored Research, and Total Research	25

**NEW SPONSORED PROGRAM AWARDS
FISCAL YEAR 2016**

GEORGIA INSTITUTE OF TECHNOLOGY

FY 2016 ANNUAL REPORT

New Awards by Sponsor



(Millions)	FY15 Total	FY16 Total	% Incr/Decr
US DOD	\$98.0	\$100.1	2%
US Army	\$32.7	\$96.6	195%
US Navy	\$35.1	\$22.8	-35%
US Air Force	\$167.5	\$138.7	-17%
NASA	\$9.1	\$6.8	-25%
NSF	\$64.9	\$84.9	31%
DHHS (NIH)	\$36.4	\$35.6	-2%
Commerce	\$8.1	\$7.5	-7%
Energy	\$12.7	\$14.4	13%
Industry	\$83.1	\$101.9	23%
State and Local Gov't	\$8.3	\$13.4	61%
Colleges and Universities	\$35.1	\$38.6	10%
Research Foundations	\$27.1	\$38.7	43%
Misc/Other	\$30.1	\$18.9	-37%
TOTAL	\$648.2	\$718.9	11%

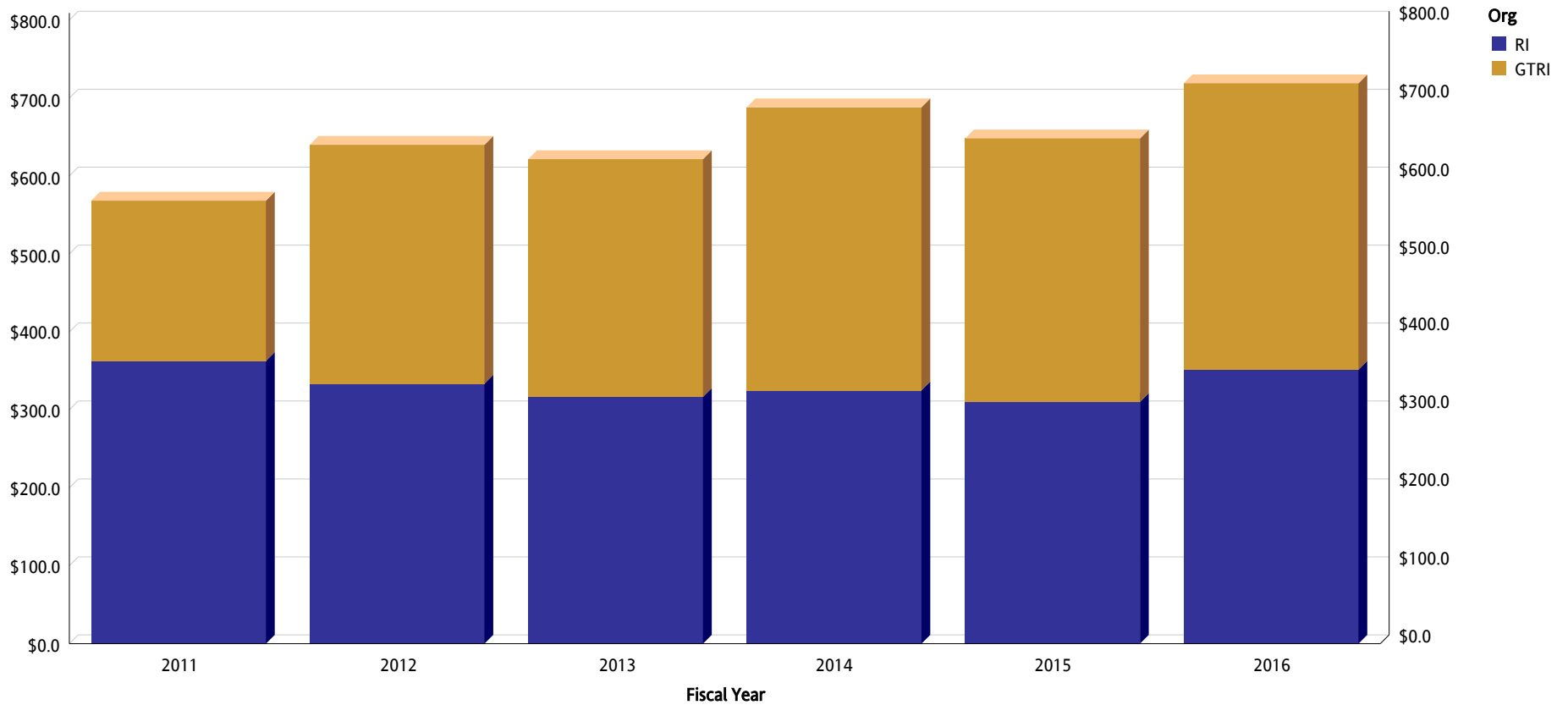
1) Based on OSP Funds Report (CA8080)

GEORGIA INSTITUTE OF TECHNOLOGY

FY 2016 ANNUAL REPORT

Trend Analysis of New Awards by Value

FY 2011 - 2016



(Millions)	2011	2012	2013	2014	2015	2016
GTRI	\$205.5	\$306.2	\$304.9	\$363.3	\$338.2	\$367.5
RI	\$362.8	\$333.7	\$316.7	\$324.9	\$310.0	\$351.4
Total	\$568.3	\$639.9	\$621.6	\$688.2	\$648.2	\$718.9

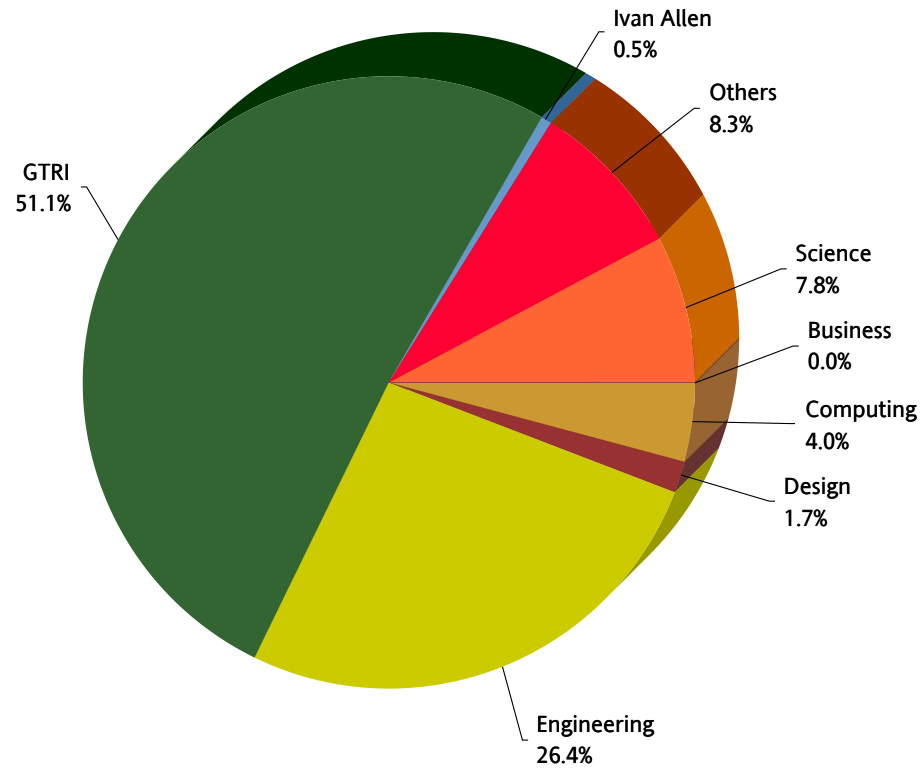
1) Data per Cognos Contractual Package Metatables

GEORGIA INSTITUTE OF TECHNOLOGY

FY 2016 ANNUAL REPORT

FY 2016 New Awards by College/Unit

Total \$718.9 Million



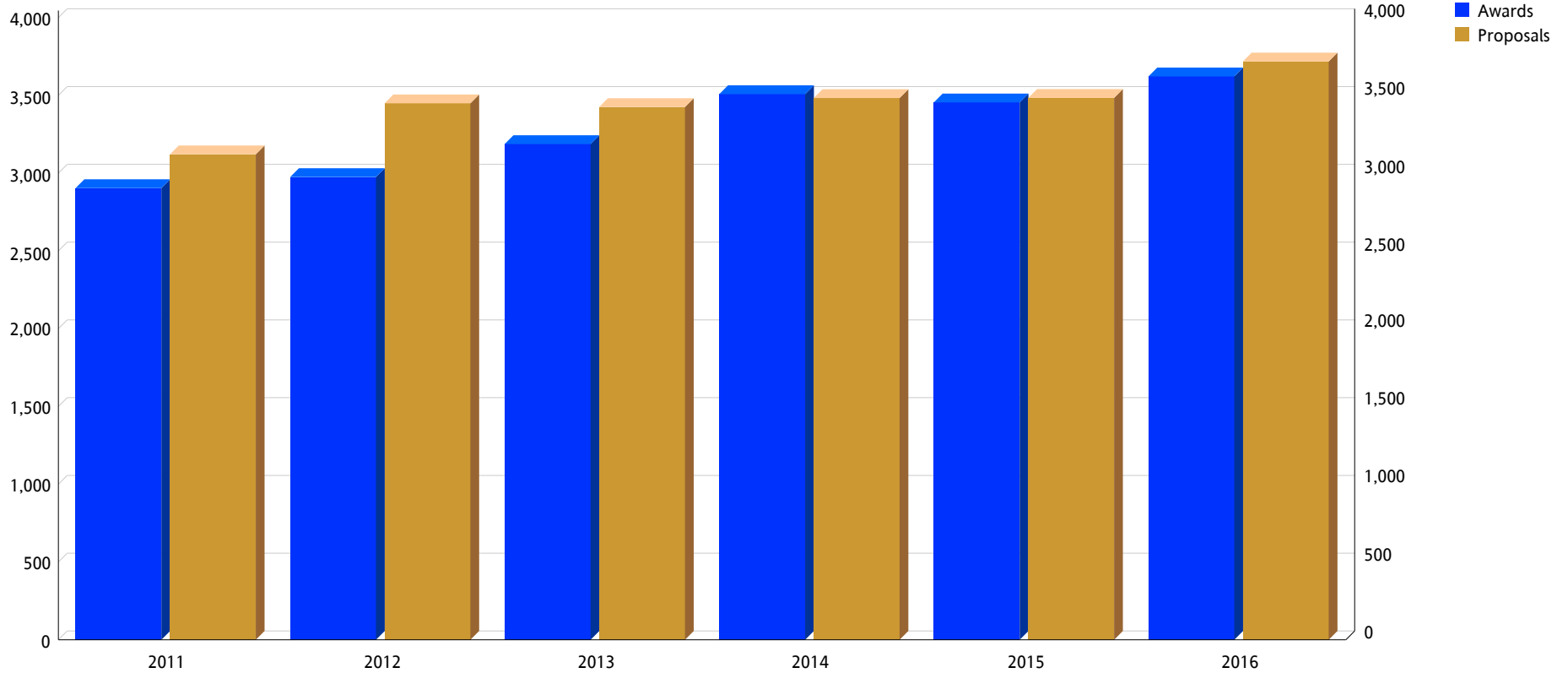
(Millions)	Business	Computing	Design	Engineering	GTRI	Ivan Allen	Others	Science	Total
	\$0.3	\$28.7	\$12.1	\$190.1	\$367.5	\$3.8	\$59.9	\$56.4	\$718.9

GEORGIA INSTITUTE OF TECHNOLOGY

FY 2016 ANNUAL REPORT

Trend Analysis of New Awards and Proposals

FY 2011 - 2016



Report Date FY

	2011	2012	2013	2014	2015	2016
Awards	2,904	2,975	3,187	3,508	3,455	3,622
Proposals	3,121	3,449	3,425	3,483	3,484	3,718

1) Data per Cognos Contractual Package Metatables

SPONSORED PROGRAMS TOTAL COSTS FISCAL YEAR 2016

The totals reported in this section include the following amounts:

1. Direct expenditures for projects funded by the Georgia Tech Foundation and the Georgia Tech Research Corporation
2. Facilities & Administrative (indirect) cost recoveries for both the Institute and the Georgia Tech Research Corporation

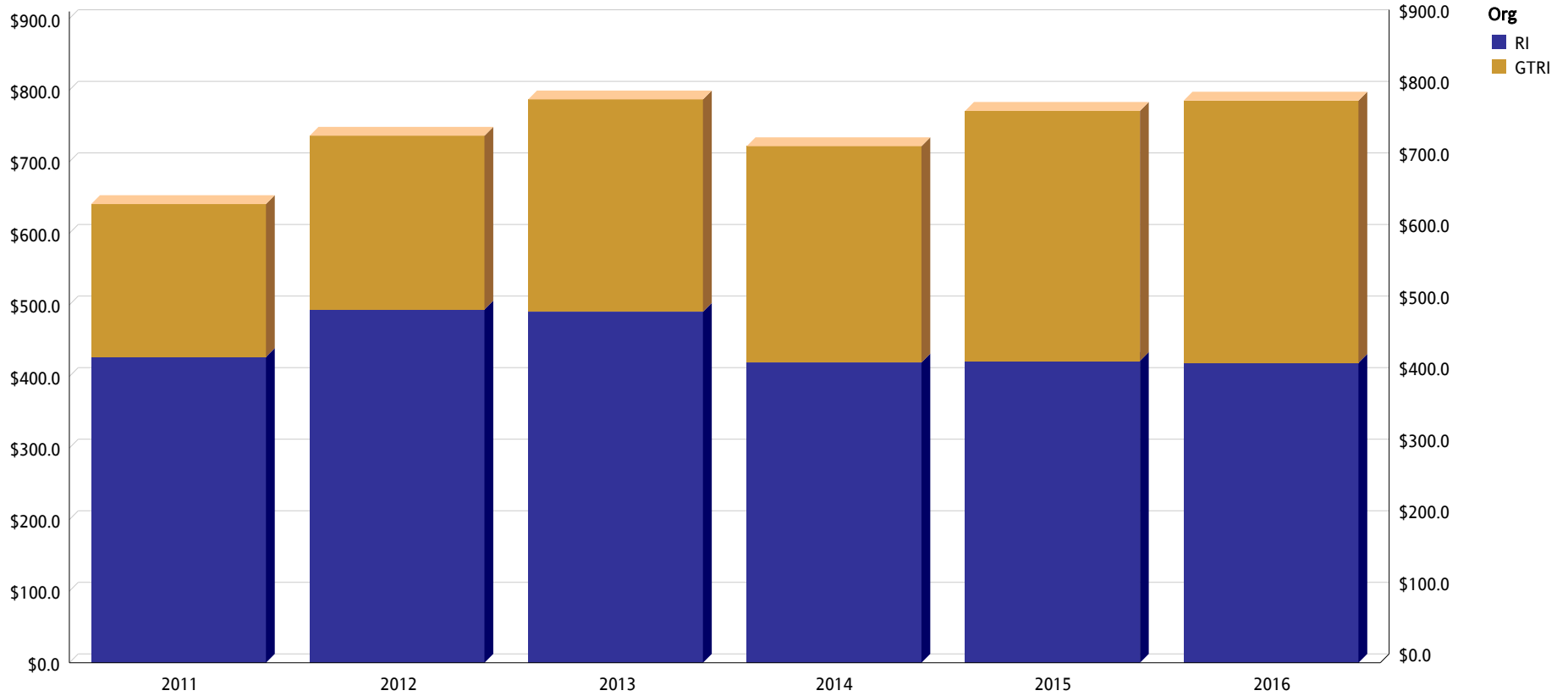
Please note that expenditures funded by the Georgia Tech Athletic Association have been excluded from this report.

GEORGIA INSTITUTE OF TECHNOLOGY

FY 2016 ANNUAL REPORT

Trend Analysis of Sponsored Programs Total Costs

FY 2011-2016



(Millions)	2011	2012	2013	2014	2015	2016
GTRI	\$213.6	\$242.8	\$296.7	\$302.3	\$349.5	\$366.3
RI	\$427.3	\$493.5	\$490.4	\$419.5	\$421.7	\$419.2
Total	\$640.9	\$736.4	\$787.1	\$721.8	\$771.2	\$785.5

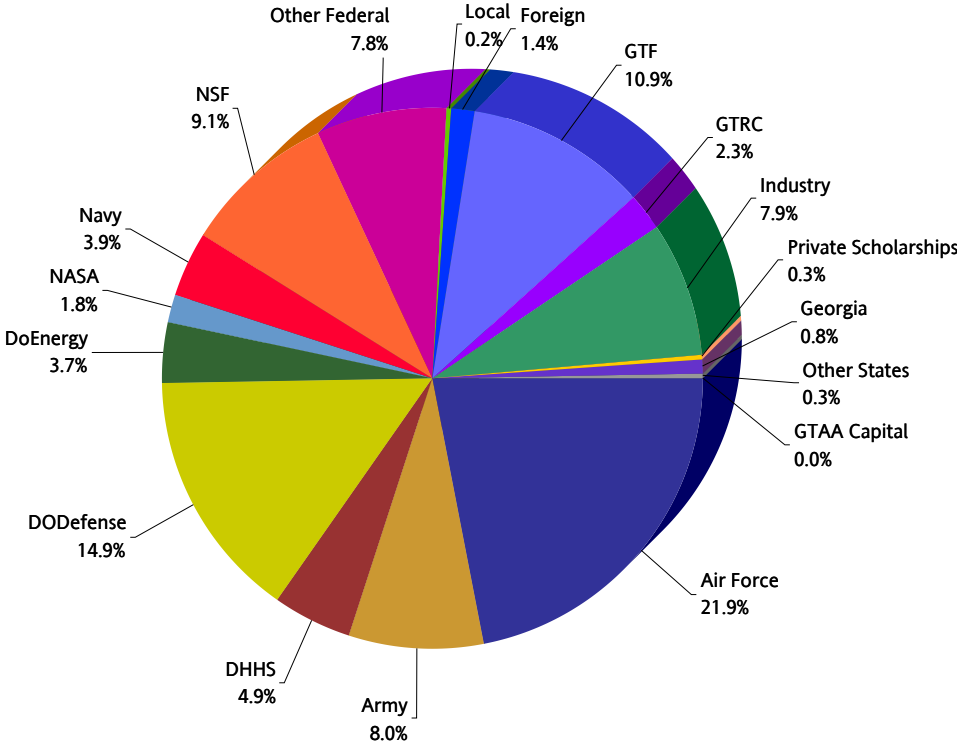
GEORGIA INSTITUTE OF TECHNOLOGY

FY 2016 ANNUAL REPORT

FY 2016 Sponsored Programs Total Costs by Major Source

TOTAL \$785.5 Million

Federal Funds: \$596.4M (76%)
Private Funds: \$179.2M (23%)
State Funds \$8.6M (1%)
Local Funds: \$1.3M (0%)



(Millions)	Air Force	Army	DHHS	DODDefense	DoEnergy	NASA	Navy	NSF	Other Federal	Local	Foreign	GTF	GTRC	Industry	Private Scholarships	Georgia	Other States	GTAA Capital	Total
	\$172.2	\$62.6	\$38.7	\$116.8	\$28.7	\$13.9	\$30.6	\$71.3	\$61.5	\$1.3	\$10.9	\$85.5	\$18.0	\$61.8	\$2.7	\$6.5	\$2.1	\$0.3	\$785.5

GEORGIA INSTITUTE OF TECHNOLOGY

FY 2016 ANNUAL REPORT

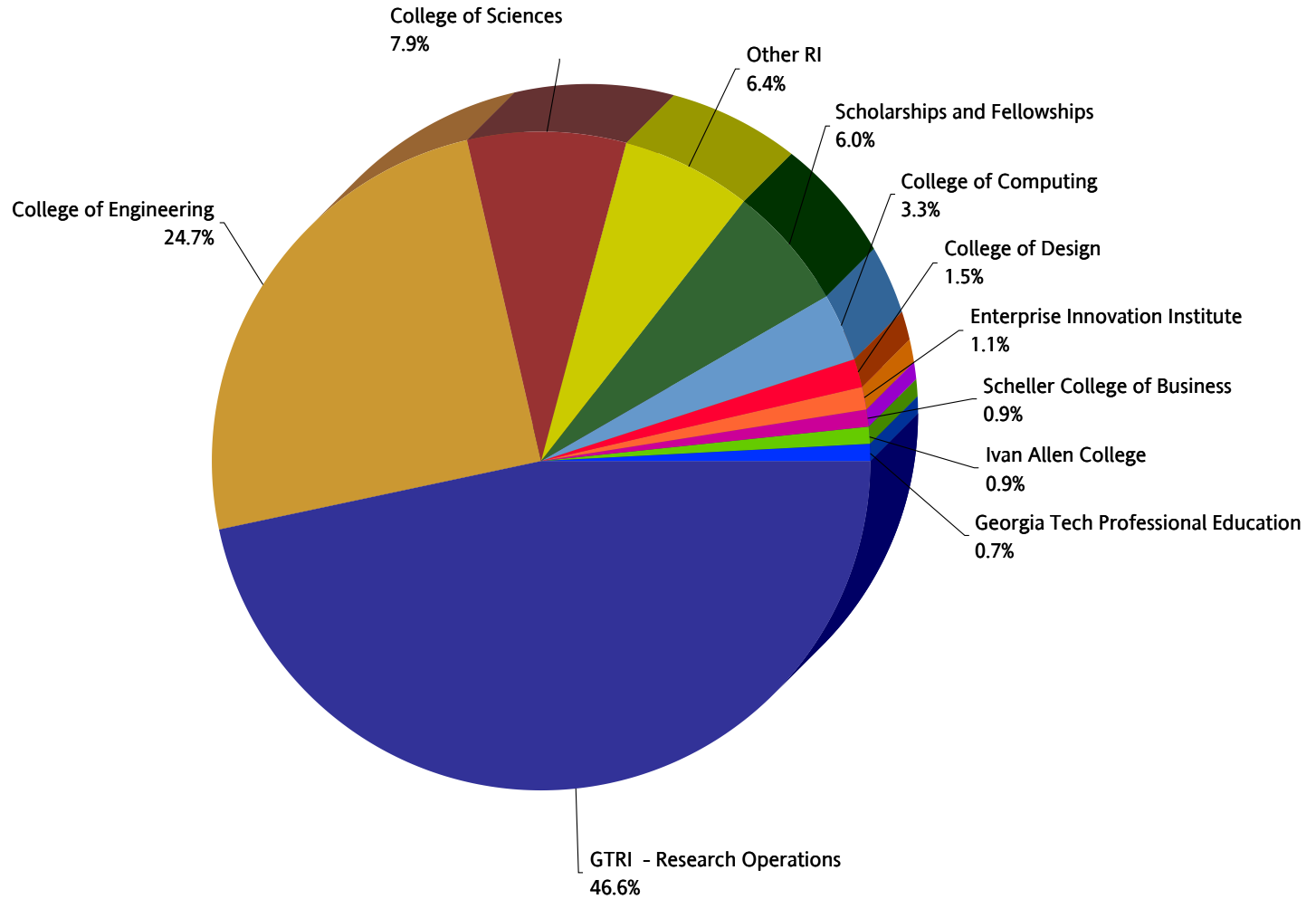
FY 2016 Sponsored Programs Total Cost by College/Unit

TOTAL \$785.5 Million

Resident Instruction: \$405.0M (51%)

GTRI: \$366.3M (47%)

Other Units \$14.2M (2%)

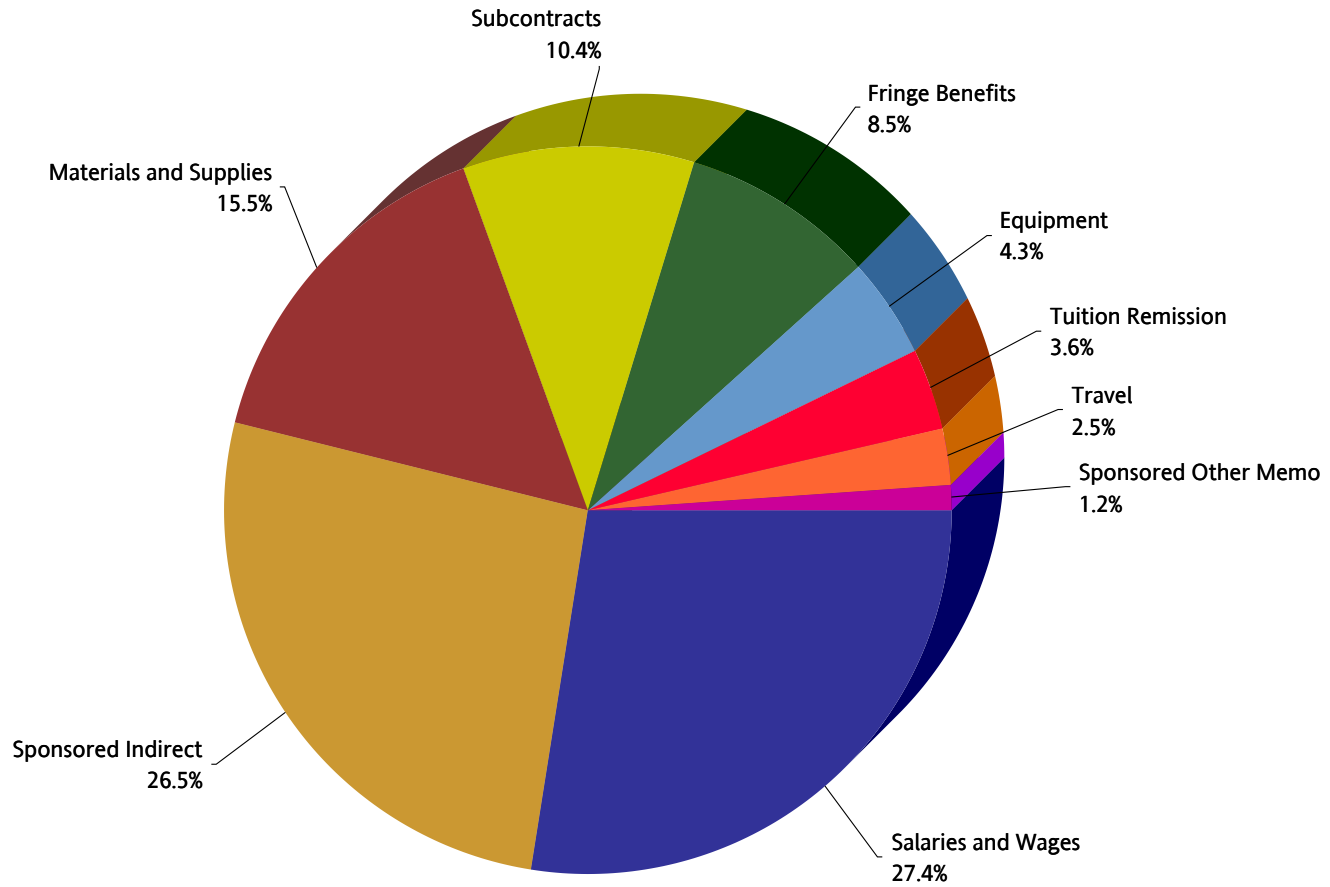


GEORGIA INSTITUTE OF TECHNOLOGY

FY 2016 ANNUAL REPORT

FY 2016 Sponsored Programs Total Cost by Classification

TOTAL \$785.5 Million



DIRECT COSTS FISCAL YEAR 2016

The totals reported in this section include direct expenditures for projects funded by the Georgia Tech Foundation and the Georgia Tech Research Corporation.

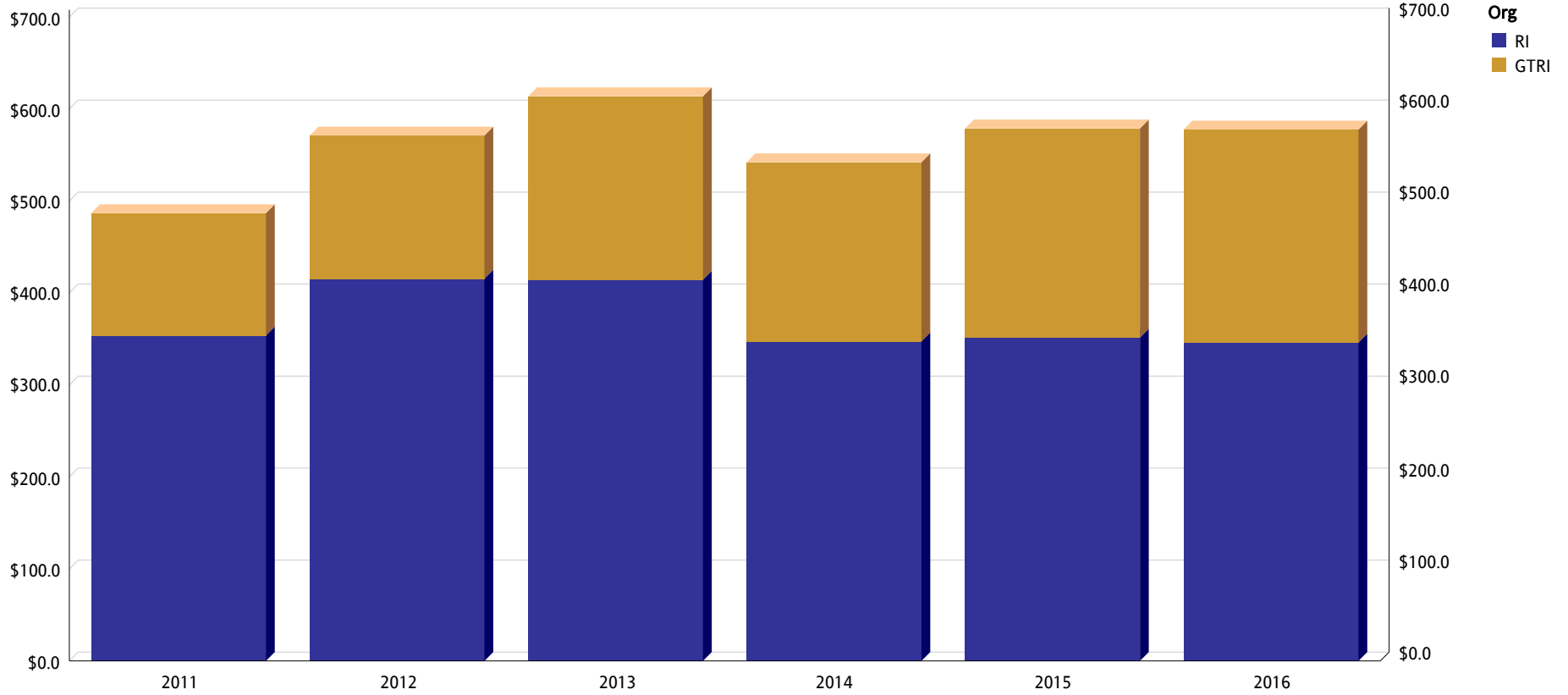
Please note that expenditures funded by the Georgia Tech Athletic Association have been excluded from this report.

GEORGIA INSTITUTE OF TECHNOLOGY

FY 2016 ANNUAL REPORT

Trend Analysis of Sponsored Programs Direct Costs

FY 2011-2016



(Millions)	2011	2012	2013	2014	2015	2016
GTRI	\$133.0	\$155.5	\$199.4	\$194.8	\$227.3	\$231.4
RI	\$353.8	\$415.6	\$414.4	\$347.3	\$351.6	\$346.2
Total	\$486.8	\$571.1	\$613.8	\$542.1	\$578.8	\$577.6

GEORGIA INSTITUTE OF TECHNOLOGY

FY 2016 ANNUAL REPORT

FY 2016 Sponsored Programs Direct Costs by Major Source

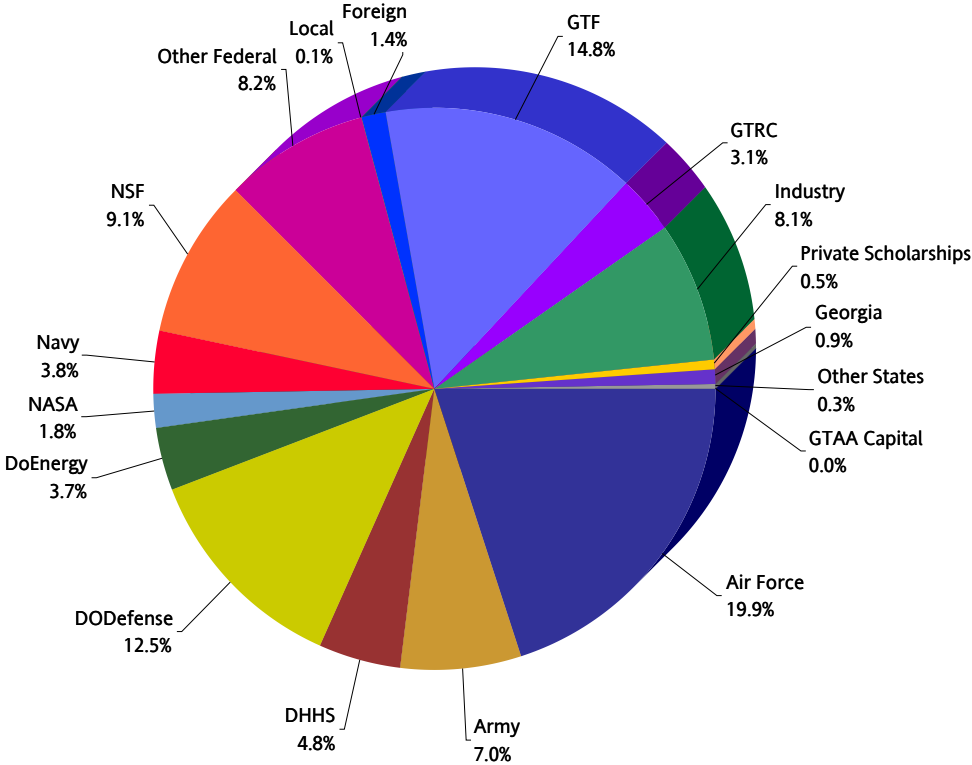
TOTAL \$577.6 Million

Federal Funds: \$408.4M (71%)

Private Funds: \$161.6M (28%)

State Funds \$6.8M (1%)

Local: \$0.8M (0%)



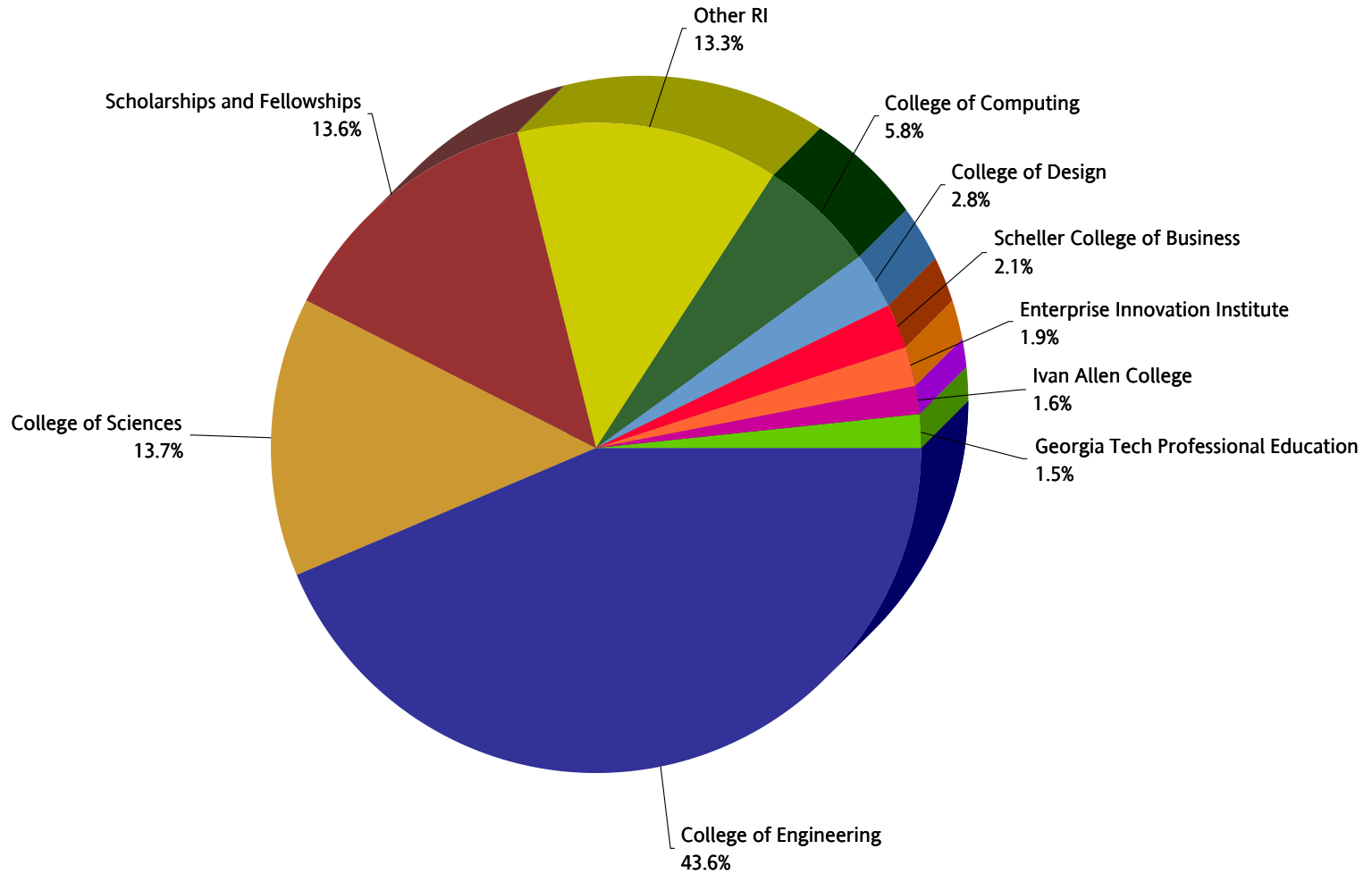
(Millions)	Air Force	Army	DHHS	DODefense	DoEnergy	NASA	Navy	NSF	Other Federal	Local	Foreign	GTF	GTRC	Industry	Private Scholarships	Georgia	Other States	GTAA Capital	Total
	\$115.0	\$40.2	\$27.7	\$72.3	\$21.2	\$10.2	\$21.9	\$52.4	\$47.5	\$0.8	\$8.1	\$85.5	\$18.0	\$47.0	\$2.7	\$5.1	\$1.7	\$0.3	\$577.6

GEORGIA INSTITUTE OF TECHNOLOGY

FY 2016 ANNUAL REPORT

FY 2016 Resident Instruction and Other Units Direct Costs

TOTAL \$346,223,000

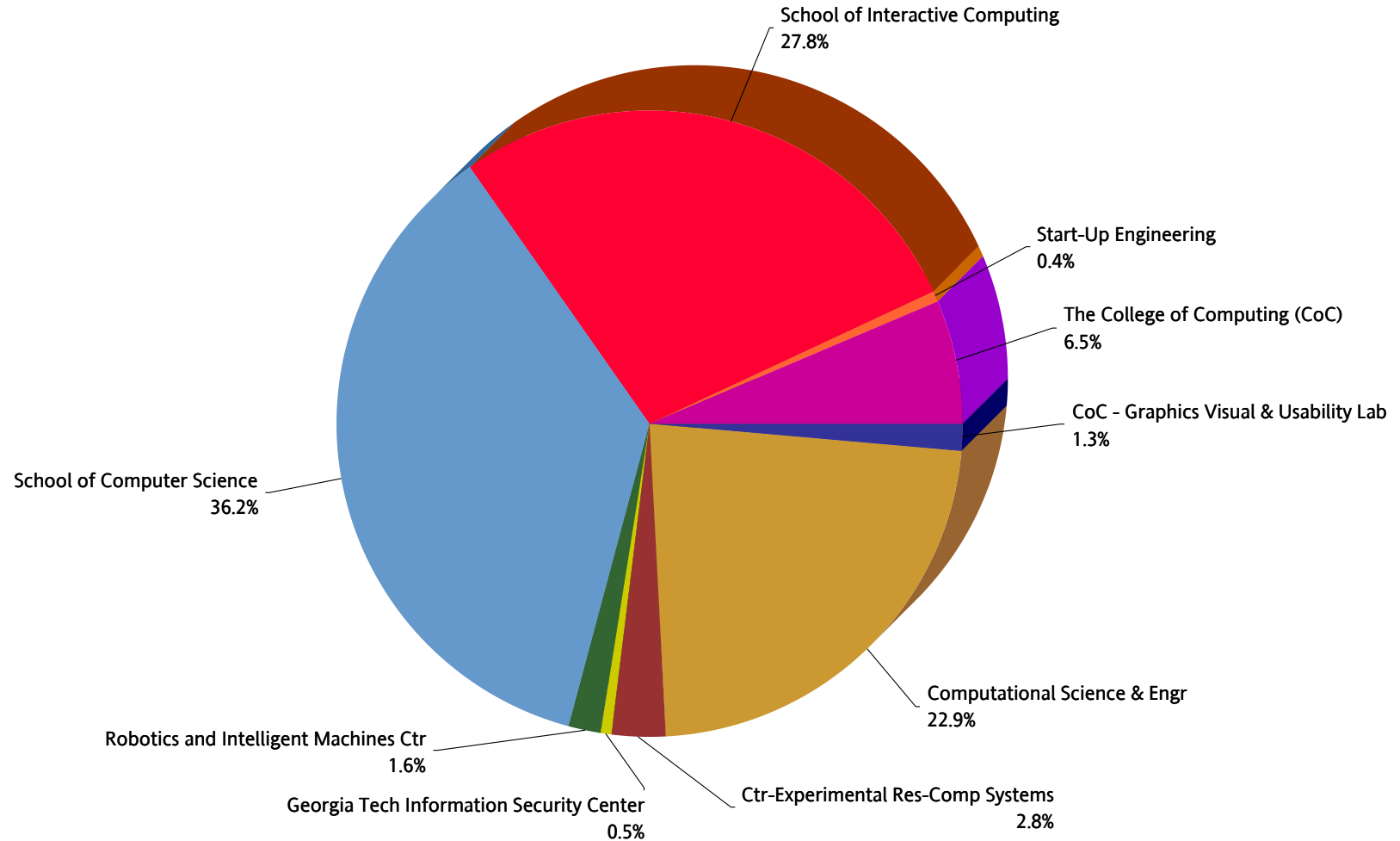


GEORGIA INSTITUTE OF TECHNOLOGY

FY 2016 ANNUAL REPORT

FY 2016 College of Computing Direct Costs

TOTAL \$19,968,000

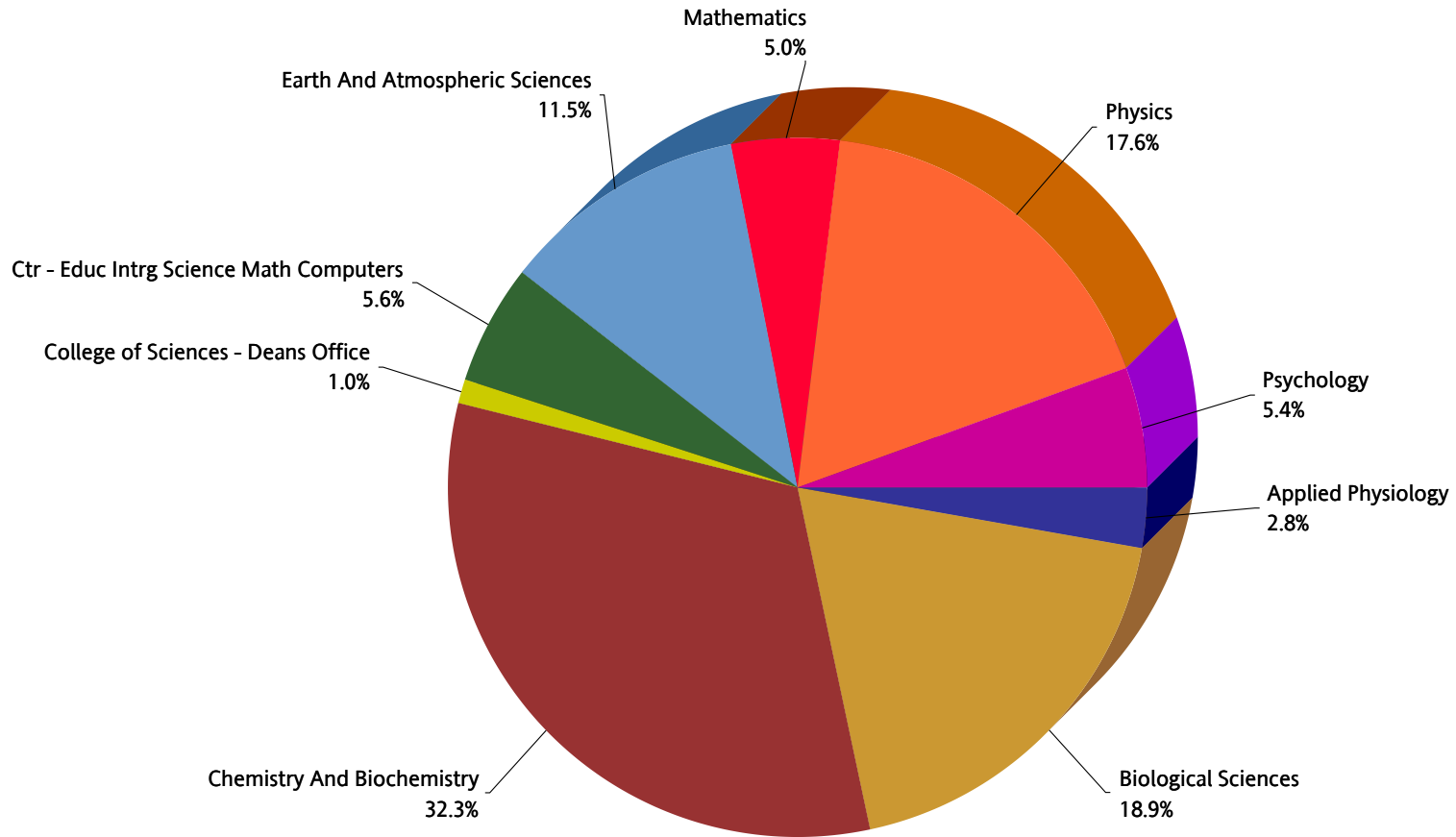


GEORGIA INSTITUTE OF TECHNOLOGY

FY 2016 ANNUAL REPORT

FY 2016 College of Sciences Direct Costs

TOTAL \$47,568,000

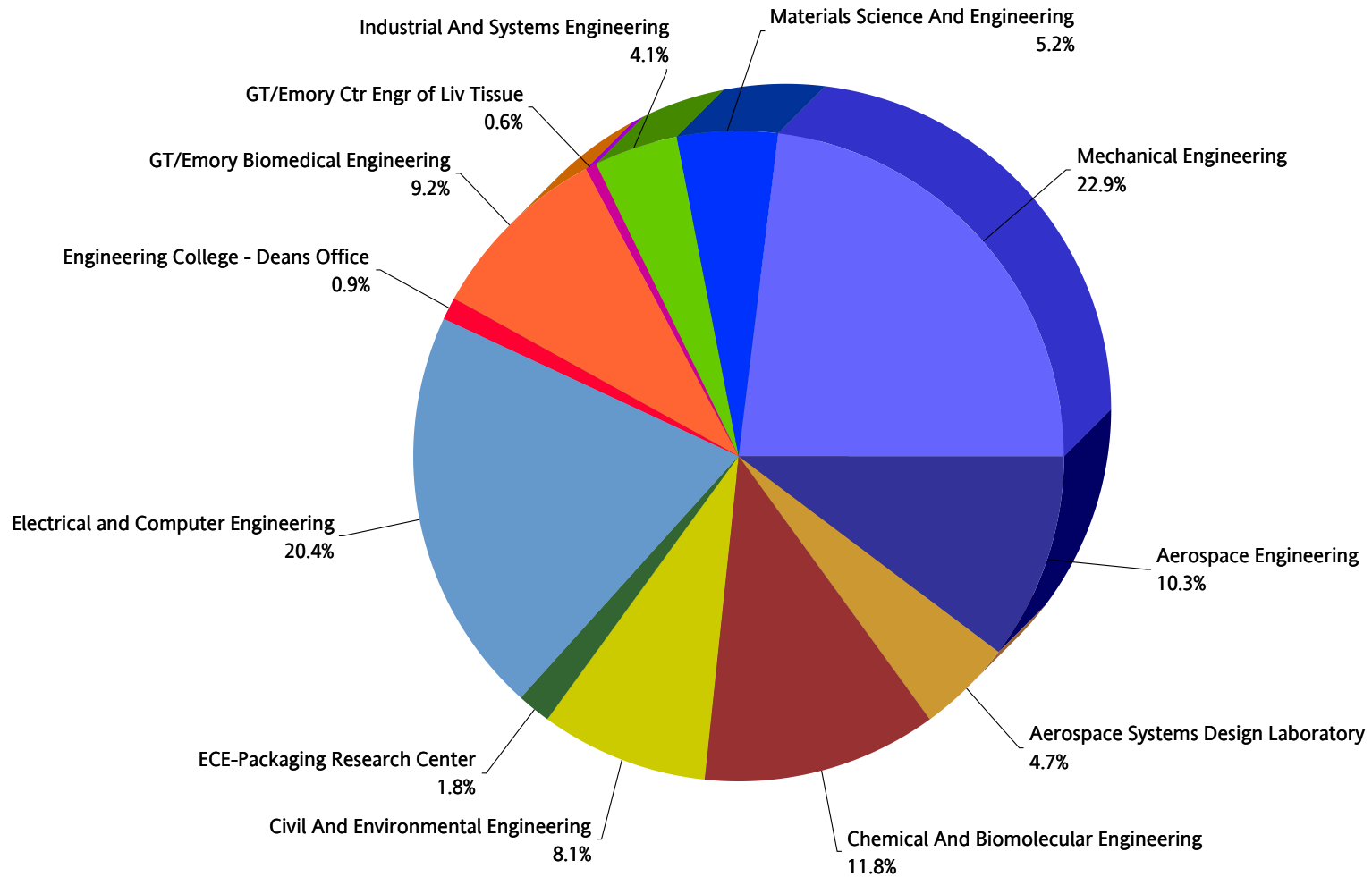


GEORGIA INSTITUTE OF TECHNOLOGY

FY 2016 ANNUAL REPORT

FY 2016 College of Engineering Direct Costs

TOTAL \$151,047,000

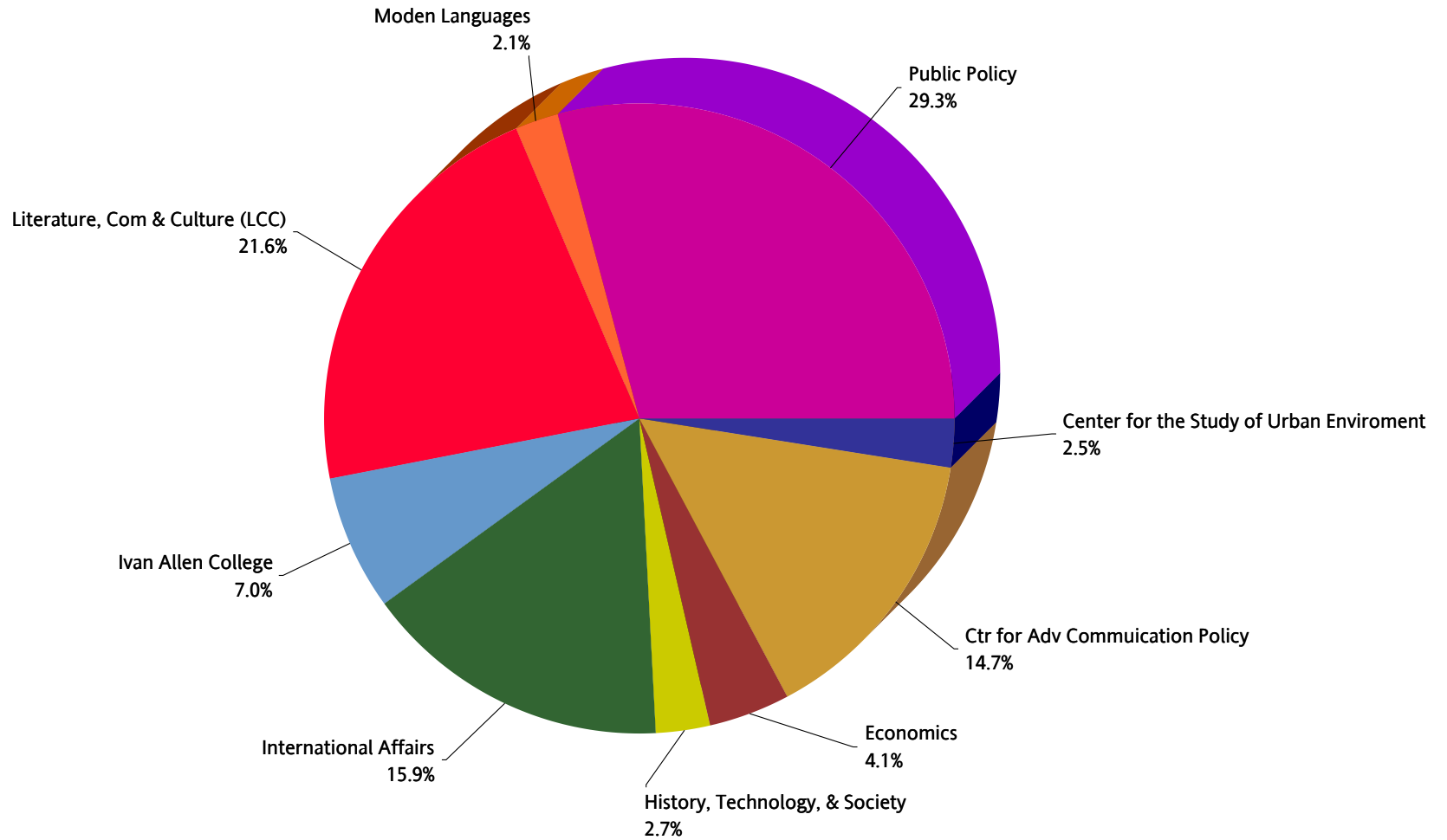


GEORGIA INSTITUTE OF TECHNOLOGY

FY 2016 ANNUAL REPORT

FY 2016 Ivan Allen College Direct Costs

TOTAL \$5,638,000

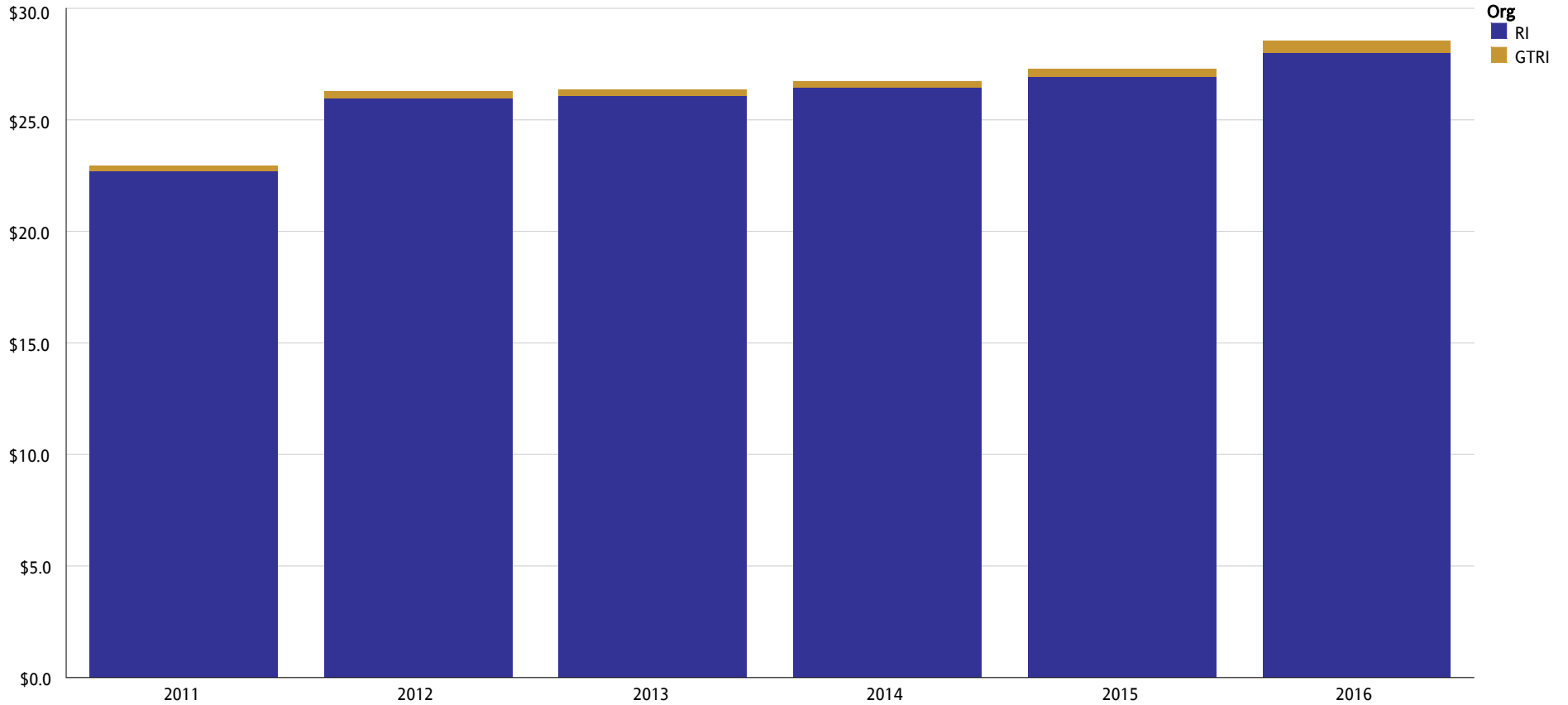


GEORGIA INSTITUTE OF TECHNOLOGY

FY 2016 ANNUAL REPORT

Trend Analysis of Graduate Tuition Remission Recoveries

FY 2011-2016



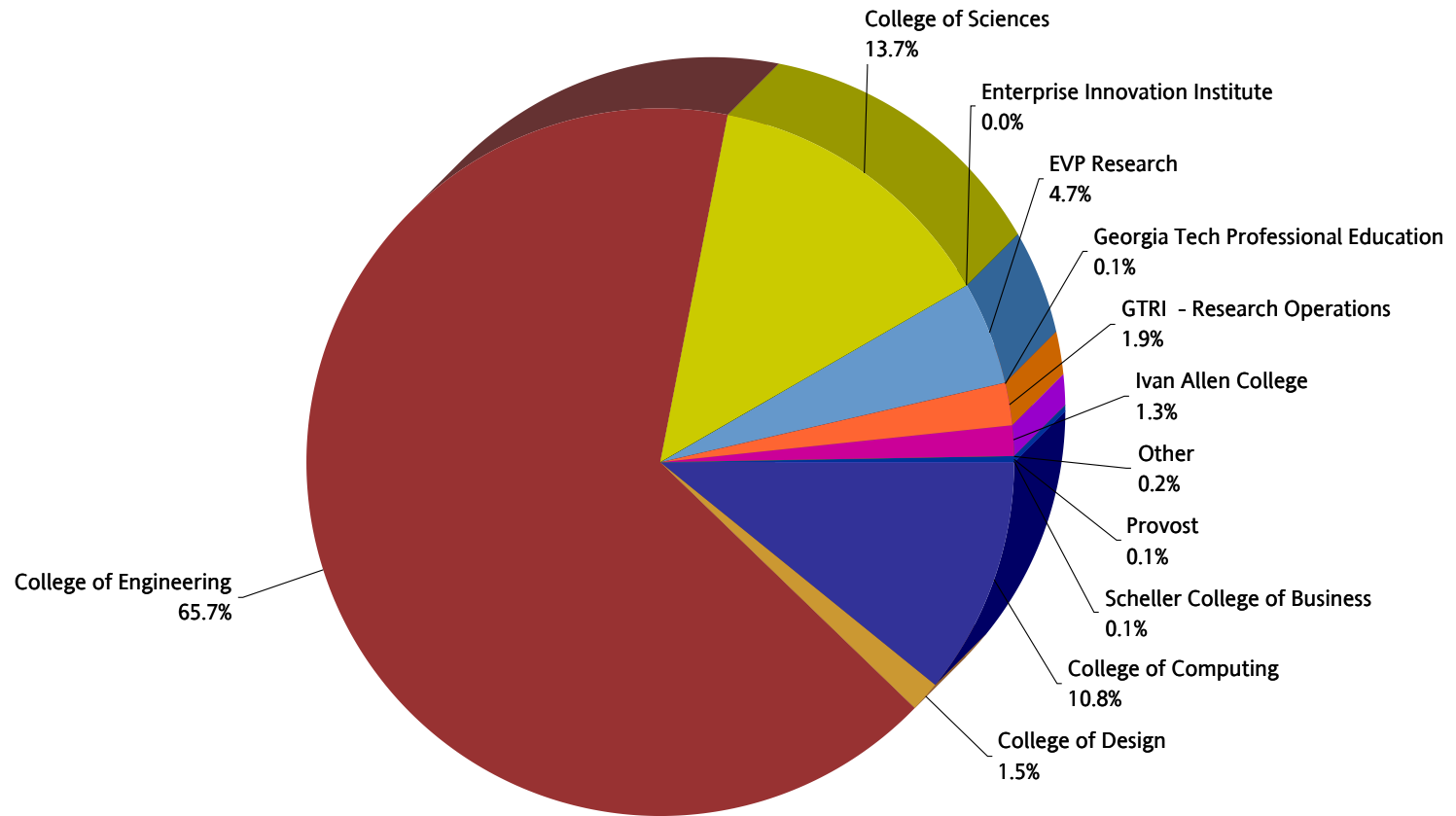
(Millions)	2011	2012	2013	2014	2015	2016
GTRI	\$0.3	\$0.3	\$0.3	\$0.3	\$0.4	\$0.5
RI	\$22.7	\$26.0	\$26.1	\$26.4	\$26.9	\$28.0
Total	\$23.0	\$26.3	\$26.4	\$26.8	\$27.3	\$28.6

GEORGIA INSTITUTE OF TECHNOLOGY

FY 2016 ANNUAL REPORT

FY 2016 Graduate Student Remission Recoveries

TOTAL \$28,568,000



FACILITIES AND ADMINISTRATIVE COST RECOVERIES FISCAL YEAR 2016

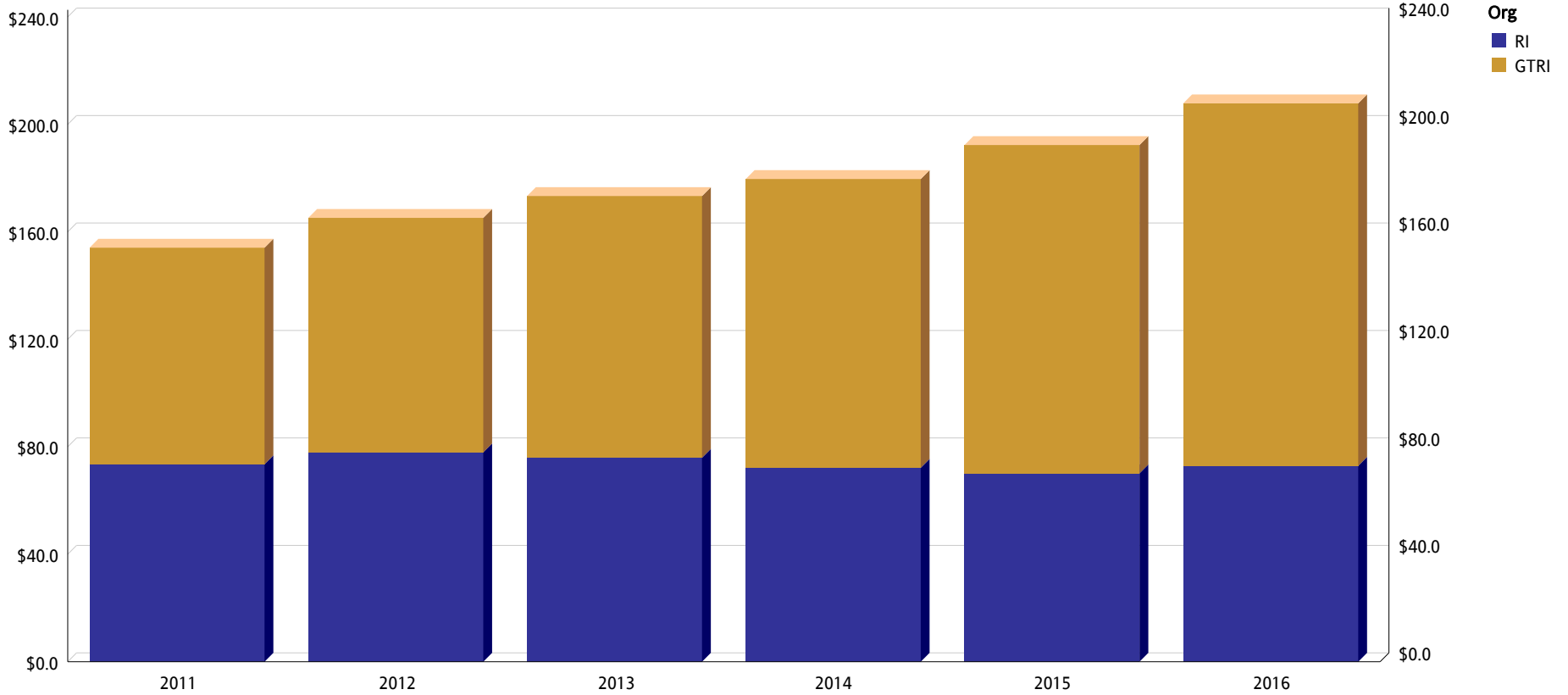
The totals reported in this section include Facilities & Administrative (indirect) cost recoveries for both the Institute and the Georgia Tech Research Corporation.

GEORGIA INSTITUTE OF TECHNOLOGY

FY 2016 ANNUAL REPORT

Trend Analysis of Sponsored Programs F&A Cost Recoveries

FY 2011-2016



(Millions)	2011	2012	2013	2014	2015	2016
GTRI	\$80.6	\$87.3	\$97.4	\$107.5	\$122.2	\$134.9
RI	\$73.5	\$77.9	\$75.9	\$72.2	\$70.1	\$73.0
Total	\$154.1	\$165.2	\$173.3	\$179.7	\$192.3	\$207.9

GEORGIA INSTITUTE OF TECHNOLOGY

FY 2016 ANNUAL REPORT

FY 2016 Sponsored Programs F&A Costs by Major Source

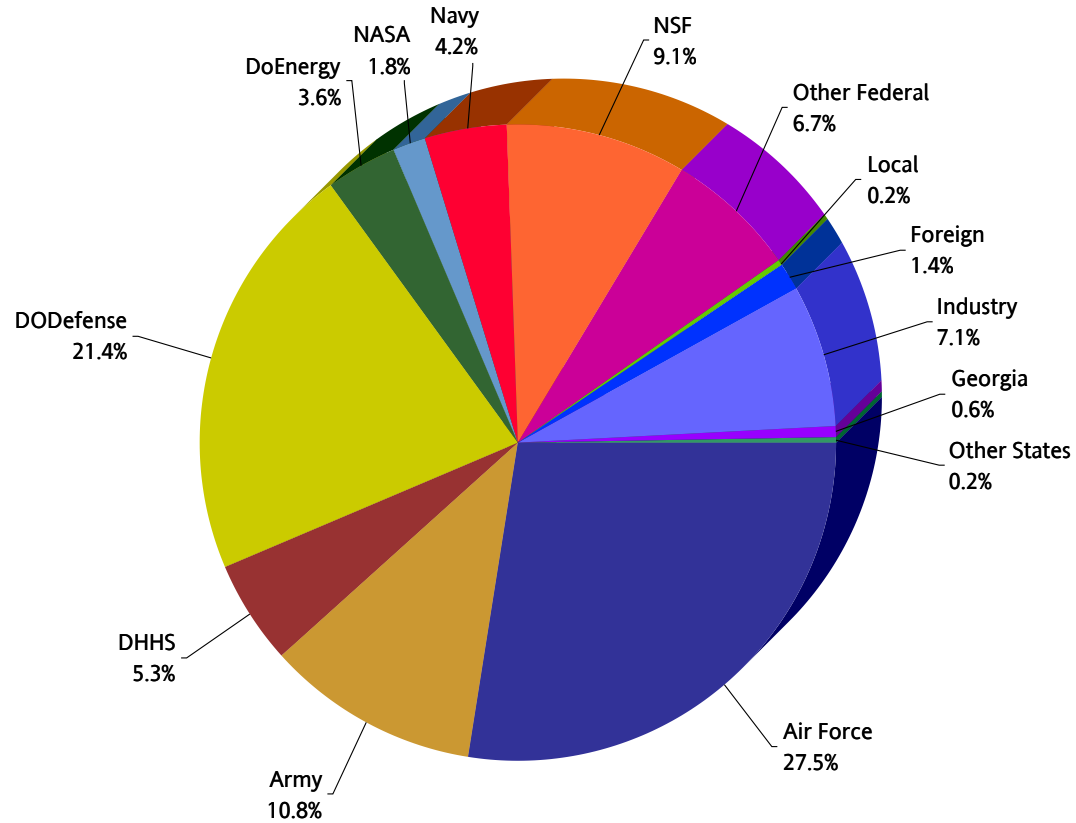
TOTAL \$207.9 Million

Federal Funds: \$188.0M (90%)

Private Funds: \$17.6M (9%)

State Funds \$1.8M (1%)

Local: \$0.5M (0%)



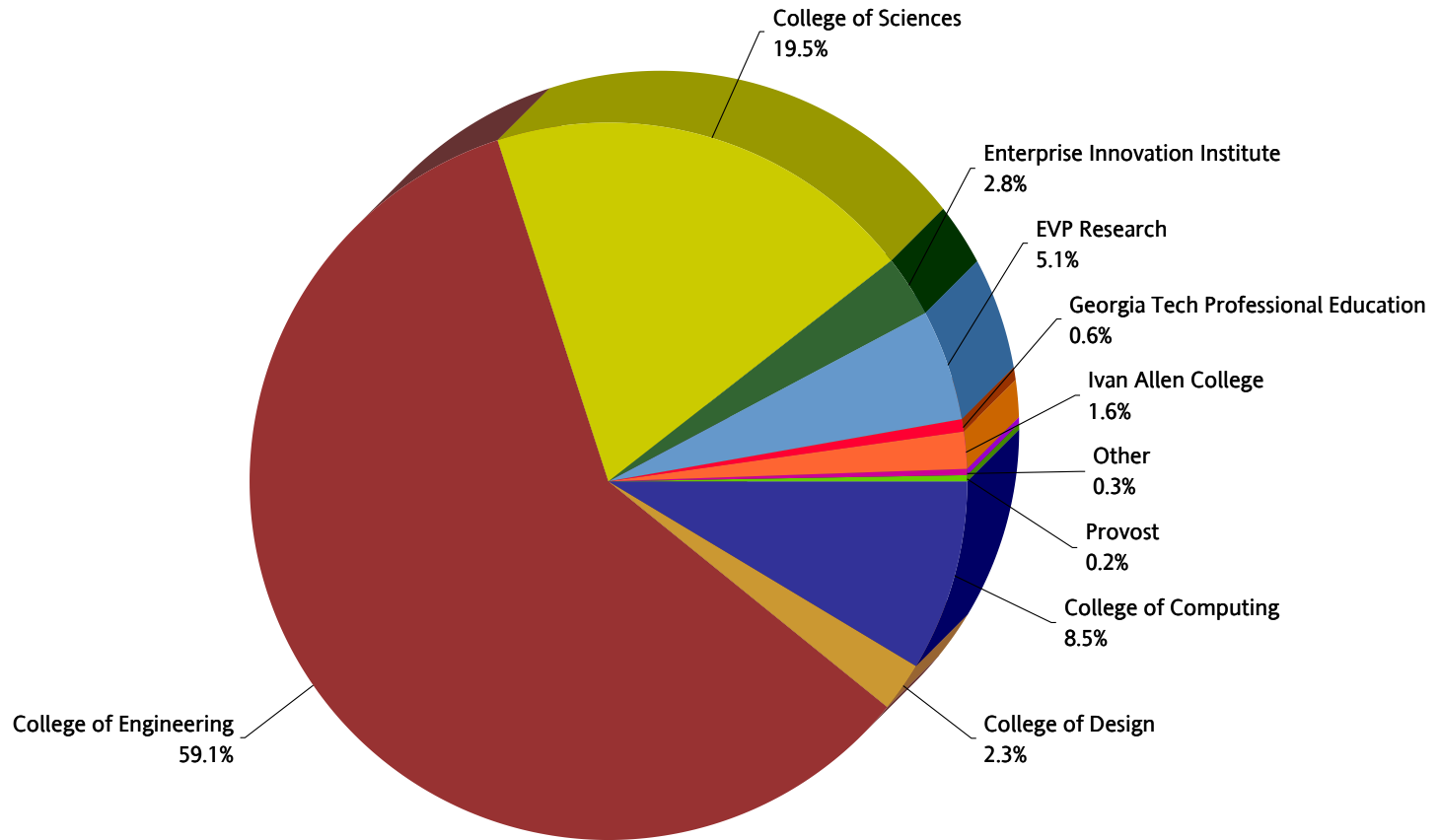
(Millions)	Air Force	Army	DHHS	DODefense	DoEnergy	NASA	Navy	NSF	Other Federal	Local	Foreign	Industry	Georgia	Other States	Total
	57.2	22.4	11.0	44.4	7.6	3.7	8.7	18.9	14.0	0.5	2.8	14.8	1.3	0.5	\$207.9

GEORGIA INSTITUTE OF TECHNOLOGY

FY 2016 ANNUAL REPORT

FY 2016 Resident Instruction and Other Units F&A Costs

TOTAL \$72,919,000

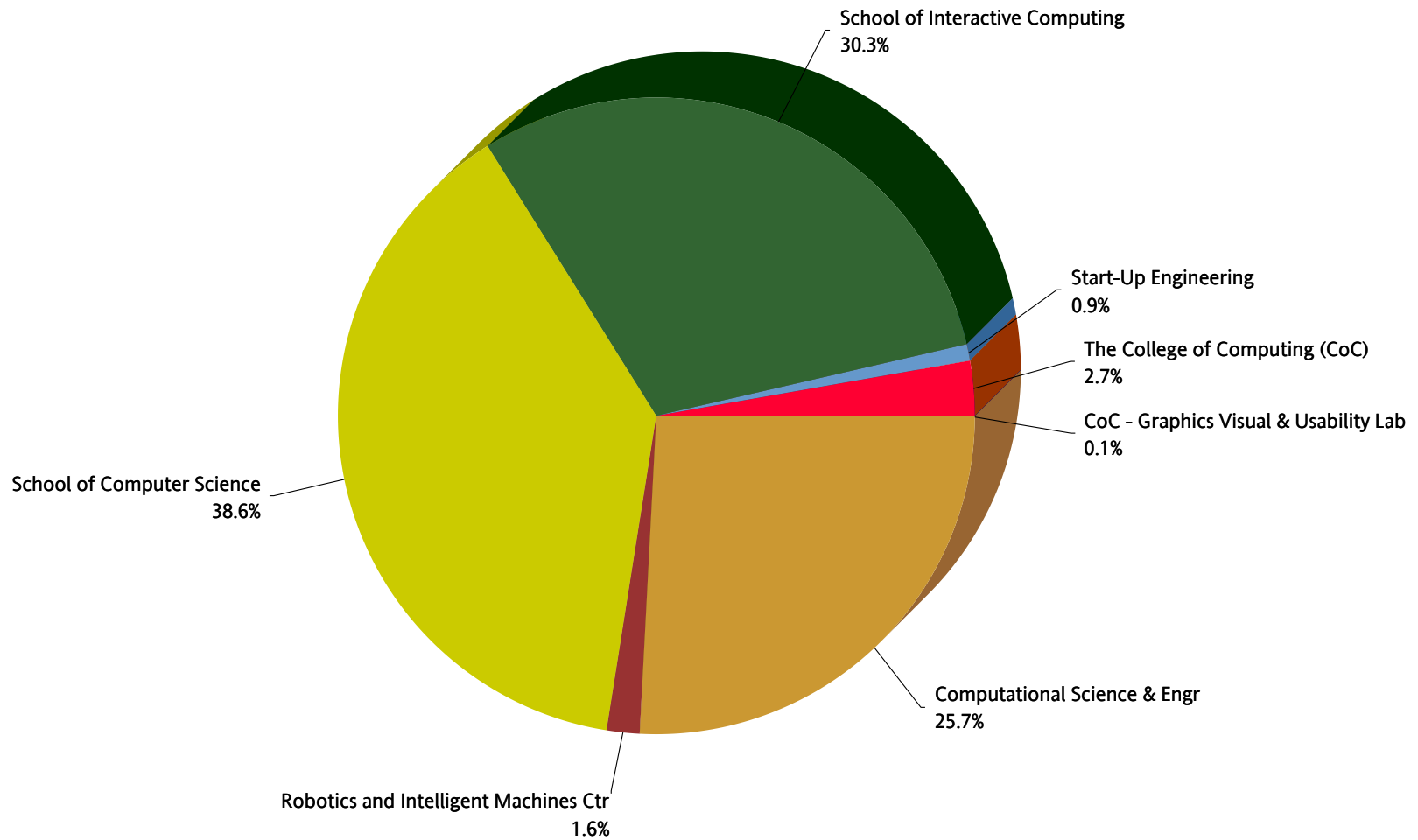


GEORGIA INSTITUTE OF TECHNOLOGY

FY 2016 ANNUAL REPORT

FY 2016 College of Computing F&A Costs

TOTAL \$6,184,000

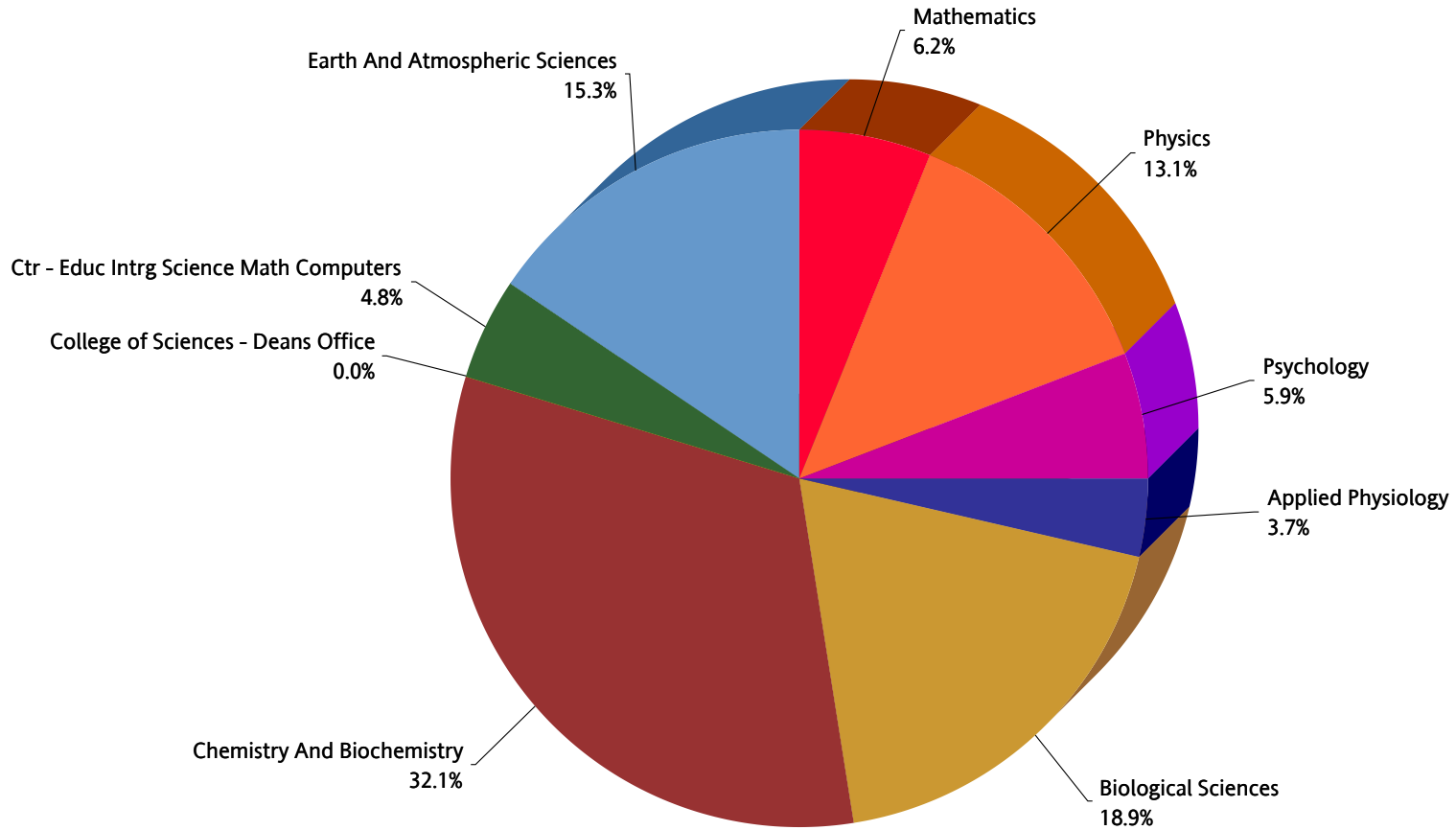


GEORGIA INSTITUTE OF TECHNOLOGY

FY 2016 ANNUAL REPORT

FY 2016 College of Sciences F&A Costs

TOTAL \$14,204,000

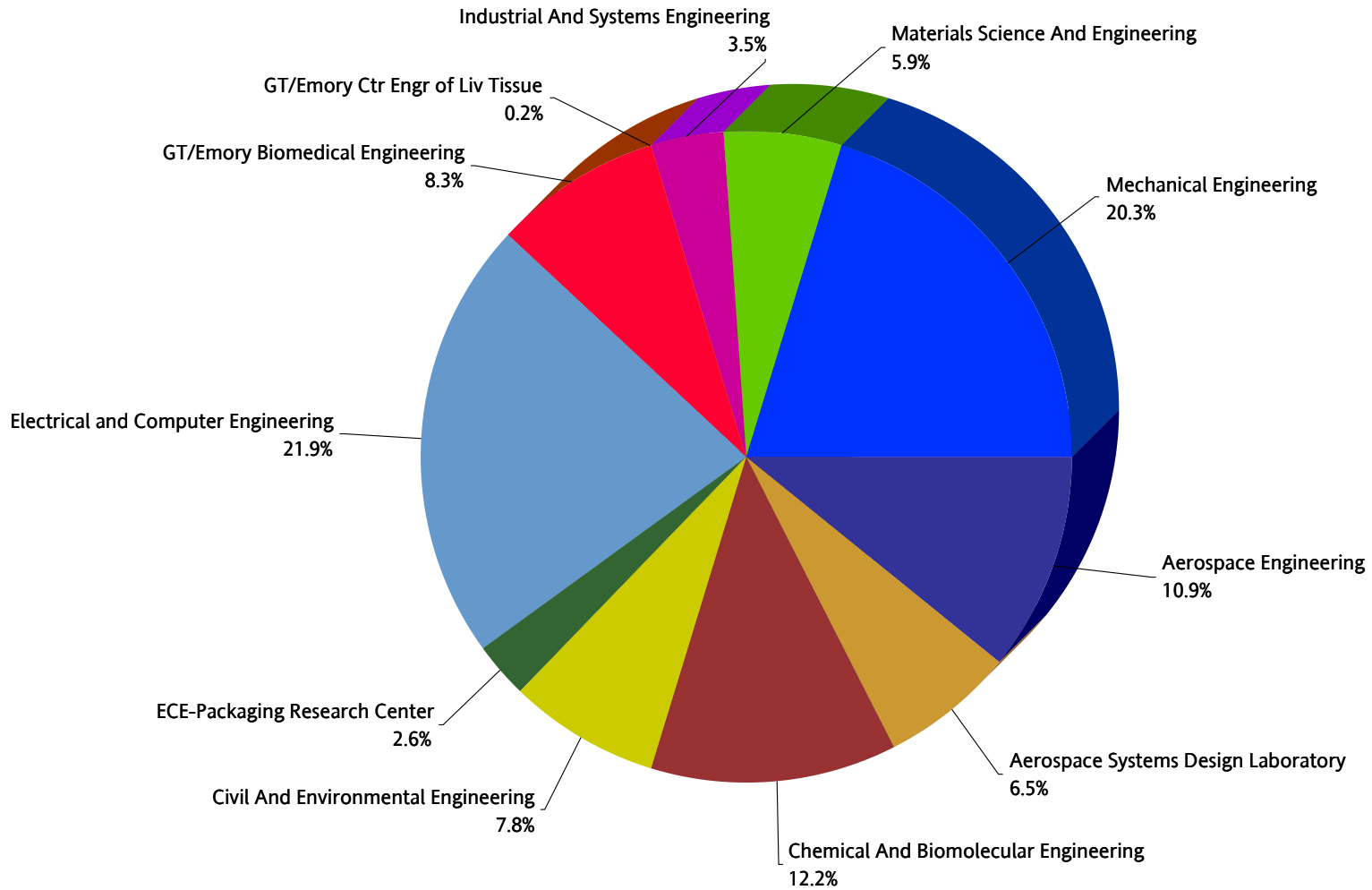


GEORGIA INSTITUTE OF TECHNOLOGY

FY 2016 ANNUAL REPORT

FY 2016 College of Engineering F&A Costs

TOTAL \$43,095,000

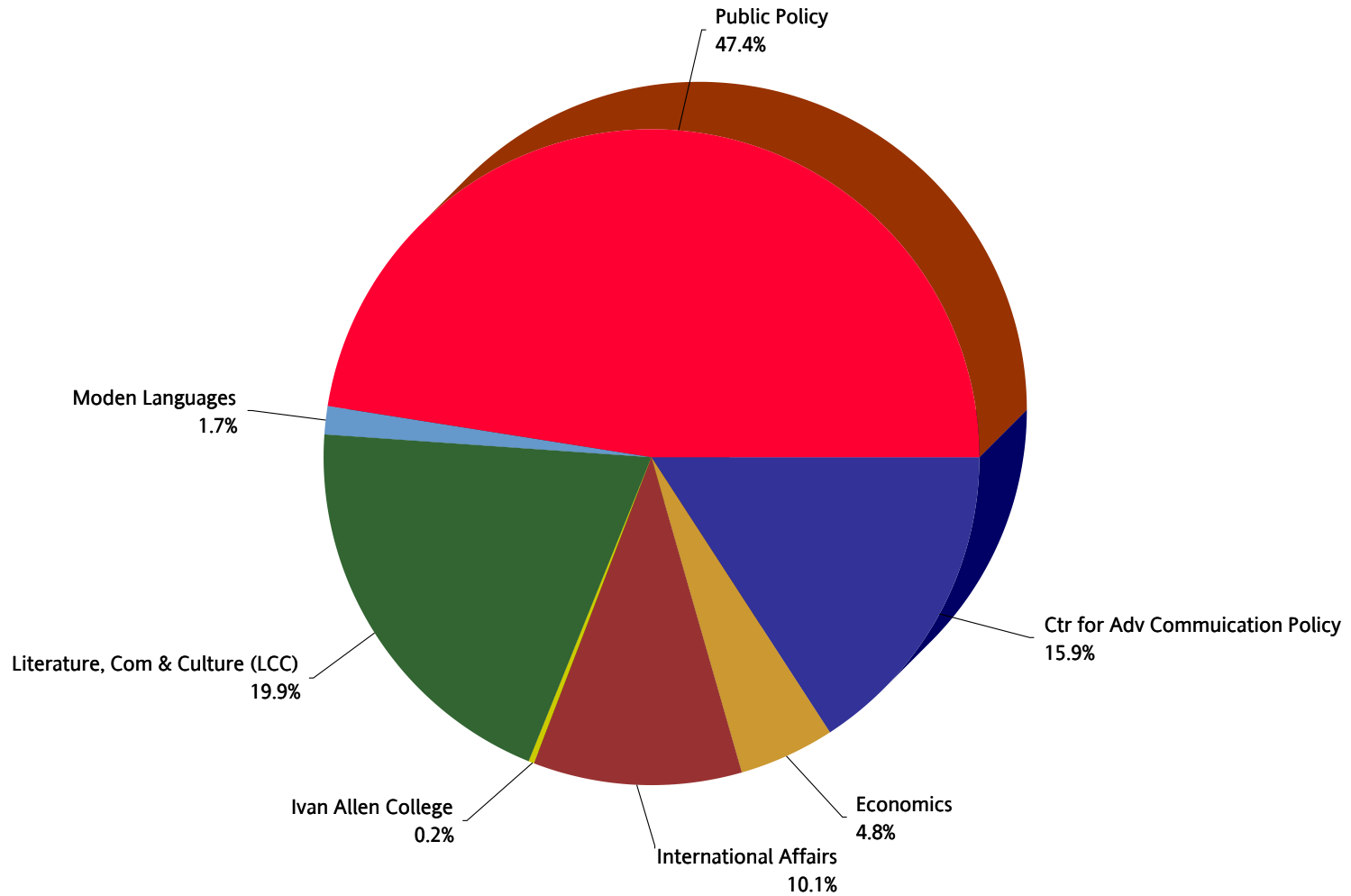


GEORGIA INSTITUTE OF TECHNOLOGY

FY 2016 ANNUAL REPORT

FY 2016 Ivan Allen College F&A Costs

TOTAL \$1,183,000



GEORGIA INSTITUTE OF TECHNOLOGY

Reporting Context

FY 2016

Sponsored Program Expenditures

Research			
	Direct	\$	466,098,037
	Indirect *		205,337,777
	Total		<u>671,435,814</u>
Other Sponsored			
	Direct		64,331,064
	Indirect		2,512,768
	Total *		<u>66,843,832</u>
	Total Sponsored		<u>738,279,646</u>
Scholarships & Fellowships			47,174,927
Total			
	Direct		577,604,029
	F&A Costs*		207,850,545
	Total	\$	<u>785,454,574</u>

Research Expenditures

Sponsor Funded			
	Direct	\$	466,098,037
Institute Funded Research			
Resident Instruction			
	Architecture		4,697,005
	Computing		8,213,827
	Engineering		69,115,202
	Sciences		33,990,731
	Ivan Allen		1,798,220
	Business		236,639
	Other Centers**		39,122,898
	Total RI		<u>157,174,522</u>
	GTRI		114,350,176
	GTPE		-
	EII		1,755,938
	Total Institute Sponsored		<u>273,280,636</u>
	Total Research	\$	<u>739,378,673</u>

* Includes GTRC/GTARC Indirect Collections of \$57,861,825 and Excludes GTAA Personal Services of \$18,334,100

** Includes Georgia Research Alliance and Research Support. Lottery funds distributed to departments/units.